

BUILDING A MATERIALS & COLORS

ASPHALT SHINGLE ROOF:
(35 YEAR WARRENTY MIN)
CHARCOAL
(CAMBRIDGE IKO)

VINYL SOFFIT:
COLOR TO MATCH: WHITE
(ROYAL BLDG PRODUCTS)

METAL GUTTERS & DOWNPIPES:
CHARCOAL (GENTEK)

P1

METAL RAILINGS:
BLACK (GENTEK)

VINYL WINDOWS:
COLOR: BLACK

P2

PAINT COLORS:

P1. EXTERIOR CLADDING
COLOR TO MATCH:
BM #2119-50 NICKEL

P3

P2. WOOD TRIM:
COLOR TO MATCH:
BM #2119-70 FULL MOON

P3. FASCIA COLOR, TO MATCH:
BM #2119-30 BABY SEAL BLACK

P4

P4. FRONT DOOR COLOR:
TO MATCH:
BM # HC-152 WHIPPLE BLUE

P3. GARAGE DOOR
TO MATCH:
BM #2119-40 SILVER STREAK

P3

P3. FENCES & GATES & GARBAGE ENCLOSURE
SOLID STAIN TO MATCH:
BM #2119-40 SILVER STREAK

BUILDING B MATERIALS & COLORS

ASPHALT SHINGLE ROOF:
(35 YEAR WARRENTY MIN)
CHARCOAL
(CAMBRIDGE IKO)

VINYL SOFFIT:
COLOR TO MATCH: WHITE
(ROYAL BLDG PRODUCTS)

METAL GUTTERS & DOWNPIPES:
CHARCOAL (GENTEK)

P1

METAL RAILINGS:
BLACK (GENTEK)

VINYL WINDOWS:
COLOR: BLACK

P2

PAINT COLORS:

P1. EXTERIOR CLADDING
COLOR TO MATCH:
BM #2119-70 FULL MOON

P3

P2. WOOD TRIM:
COLOR TO MATCH:
BM #2119-70 FULL MOON

P3. FASCIA COLOR, TO MATCH:
BM #2119-30 BABY SEAL BLACK

P4

P4. FRONT DOOR COLOR:
TO MATCH:
BM # 2132-10 BLACK

P3. GARAGE DOOR
TO MATCH:
BM #2119-40 SILVER STREAK

P3

P3. FENCES & GATES & GARBAGE ENCLOSURE
SOLID STAIN TO MATCH:
BM #2119-40 SILVER STREAK

VIEW LOOKING SOUTH EAST(FROM EDGAR AVENUE)

VIEW LOOKING SOUTH WEST (FROM EDGAR AVENUE)

No.	Date	Revision
1	08/21/2020	ISSUED FOR DP

All ideas, designs and plans indicated or represented by this art are owned by and remain the property of the designer. No part shall be used or disclosed to anyone without permission of the designer.

Sheet Title

3D VIEWS

Date

AUGUST 21ST, 2020

Scale

AS SHOWN

Drawing No.

A0.0



BUILDING A MATERIALS & COLORS

ASPHALT SHINGLE ROOF:
(35 YEAR WARRENTY MIN)
CHARCOAL
(CAMBRIDGE IKO)

VINYL SOFFIT:
COLOR TO MATCH: WHITE
(ROYAL BLDG PRODUCTS)

METAL GUTTERS & DOWNPIPES:
CHARCOAL (GENTEK)

P1

METAL RAILINGS:
BLACK (GENTEK)

VINYL WINDOWS:
COLOR: BLACK

P2

PAINT COLORS:

P1. EXTERIOR CLADDING
COLOR TO MATCH:
BM #2119-50 NICKEL

P3

P2. WOOD TRIM:
COLOR TO MATCH:
BM #2119-70 FULL MOON

P3. FASCIA COLOR, TO MATCH:
BM #2119-30 BABY SEAL BLACK

P4

P4. FRONT DOOR COLOR:
TO MATCH:
BM # HC-152 WHIPPLE BLUE

P3. GARAGE DOOR
TO MATCH:
BM #2119-40 SILVER STREAK

P3

P3. FENCES & GATES & GARBAGE ENCLOSURE
SOLID STAIN TO MATCH:
BM #2119-40 SILVER STREAK



BUILDING B MATERIALS & COLORS

ASPHALT SHINGLE ROOF:
(35 YEAR WARRENTY MIN)
CHARCOAL
(CAMBRIDGE IKO)

VINYL SOFFIT:
COLOR TO MATCH: WHITE
(ROYAL BLDG PRODUCTS)

METAL GUTTERS & DOWNPIPES:
CHARCOAL (GENTEK)

P1

METAL RAILINGS:
BLACK (GENTEK)

VINYL WINDOWS:
COLOR: BLACK

P2

PAINT COLORS:

P1. EXTERIOR CLADDING
COLOR TO MATCH:
BM #2119-70 FULL MOON

P3

P2. WOOD TRIM:
COLOR TO MATCH:
BM #2119-70 FULL MOON

P3. FASCIA COLOR, TO MATCH:
BM #2119-30 BABY SEAL BLACK

P4

P4. FRONT DOOR COLOR:
TO MATCH:
BM # 2132-10 BLACK

P3. GARAGE DOOR
TO MATCH:
BM #2119-40 SILVER STREAK

P3

P3. FENCES & GATES & GARBAGE ENCLOSURE
SOLID STAIN TO MATCH:
BM #2119-40 SILVER STREAK

VIEW LOOKING NORTH WEST(FROM LANE)

No.	Date	Revision
1	08/21/2020	ISSUED FOR DP

All ideas, designs and plans indicated or represented by this art are owned by and remain the property of the designer . no part shall be used or disclosed to anyone without permission of the designer.

Sheet Title

3D VIEWS

Date

AUGUST 21ST, 2020

Scale

AS SHOWN

Drawing No.

A0.1

1 WEST ELEVATION
Scale: NTS

2 SOUTH (REAR) ELEVATION
Scale: NTS

3 EAST ELEVATION
Scale: NTS

4 NORTH (FRONT) ELEVATION
Scale: NTS

BLDG A MATERIALS & COLORS

F1 ASPHALT SHINGLE ROOF:
(35 YEAR WARRENTY MIN)
HARVARD SLATE
(CAMBRIDGE IKO)

F2 VINYL SOFFIT:
COLOR TO MATCH: STERLING
(ROYAL BLDG PRODUCTS)

F3 METAL GUTTERS & DOWNPIPES:
DOVER GRAY (GENTEK)

F4 METAL RAILINGS:
SLATE #523 (GENTEK)

F5 VINYL WINDOWS:
COLOR: BLACK

PAINT COLORS:

F6 P1. EXTERIOR CLADDING
COLOR TO MATCH:
BM #HC-171 WICKHAM GRAY

F7 P2. WOOD TRIM:
COLOR TO MATCH:
BM #HC-169 COVENTRY GRAY

F8 P3. FASCIA COLOR COLOR. TO MATCH:
BM #HC-166 KENDALL CHARCOAL

F9 P4. FRONT DOOR COLOR:
TO MATCH:
BM # 2132-10 BLACK

F10 P3. GARAGE DOOR
TO MATCH:
BM #HC-171 WICKHAM GRAY

No.	Date	Revision
1	08/21/2020	ISSUED FOR DP

All ideas, designs and plans indicated or represented by this art are owned by and remain the property of the designer . no part shall be used or disclosed to anyone without permission of the designer.

BUILDING A

Sheet Title

COLOR ELEVATIONS

Date
AUGUST 21ST, 2020

Scale
AS SHOWN

Drawing No.

A0.2

1 WEST ELEVATION
Scale: NTS

2 SOUTH (REAR) ELEVATION
Scale: NTS

3 EAST ELEVATION
Scale: NTS

4 NORTH (FRONT) ELEVATION
Scale: NTS

BLDG B MATERIALS & COLORS

F1 ASPHALT SHINGLE ROOF:
(35 YEAR WARRENTY MIN)
HARVARD SLATE
(CAMBRIDGE IKO)

F2 VINYL SOFFIT:
COLOR TO MATCH: STERLING
(ROYAL BLDG PRODUCTS)

F3 METAL GUTTERS & DOWNPIPES:
DOVER GRAY (GENTEK)

F4 METAL RAILINGS:
SLATE #523 (GENTEK)

F5 VINYL WINDOWS:
COLOR: BLACK

PAINT COLORS:

F6 P1. EXTERIOR CLADDING
COLOR TO MATCH:
BM #HC-169 COVENTRY GRAY

F7 P2. WOOD TRIM:
COLOR TO MATCH:
BM #HC-171 WICKHAM GRAY

F8 P3. FASCIA COLOR COLOR. TO MATCH:
BM #HC-166 KENDALL CHARCOAL

F9 P4. FRONT DOOR COLOR:
TO MATCH:
BM # 2132-10 BLACK

F10 P3. GARAGE DOOR
TO MATCH:
BM #HC-169 COVENTRY GRAY

No.	Date	Revision
1	08/21/2020	ISSUED FOR DP

All ideas, designs and plans indicated or represented by this art are owned by and remain the property of the designer . no part shall be used or disclosed to anyone without permission of the designer.

BUILDING B

Sheet Title

COLOR ELEVATIONS

Date
AUGUST 21ST, 2020

Scale
AS SHOWN

Drawing No.

A0.3

EDGAR AVENUE

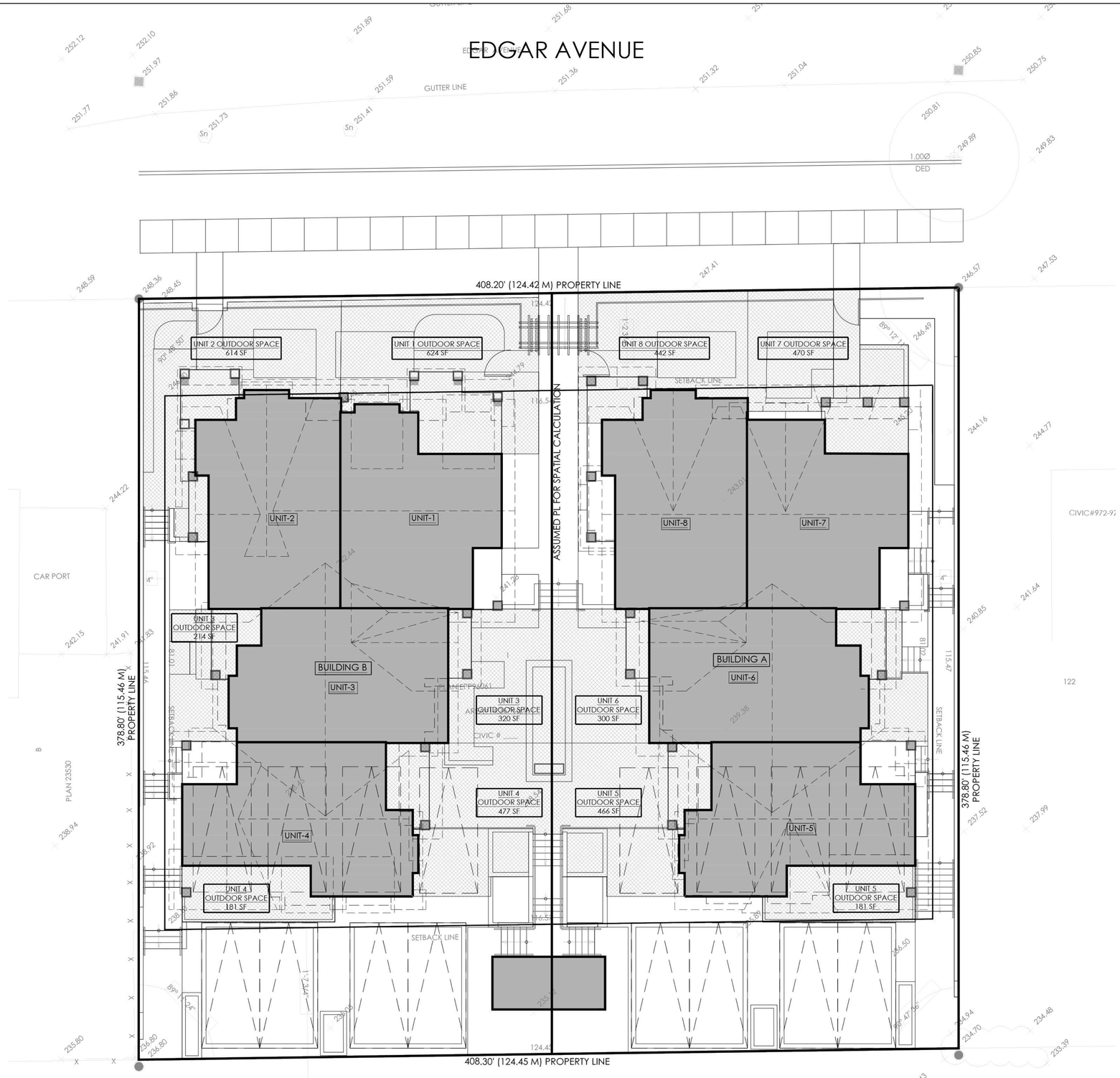

1 SITE PLAN (OUTDOOR SPACE)
Scale: 1/8" = 1'-0"

N

No.	Date	Revision
1	08/21/2020	ISSUED FOR DP

All ideas, designs and plans indicated or represented by this art are owned by and remain the property of the designer . No part shall be used or disclosed to anyone without permission of the designer.

Sheet Title
SITE PLAN
(OUTDOOR SPACE)

Date
AUGUST 21ST, 2020

Scale
AS SHOWN

Drawing No.
A1

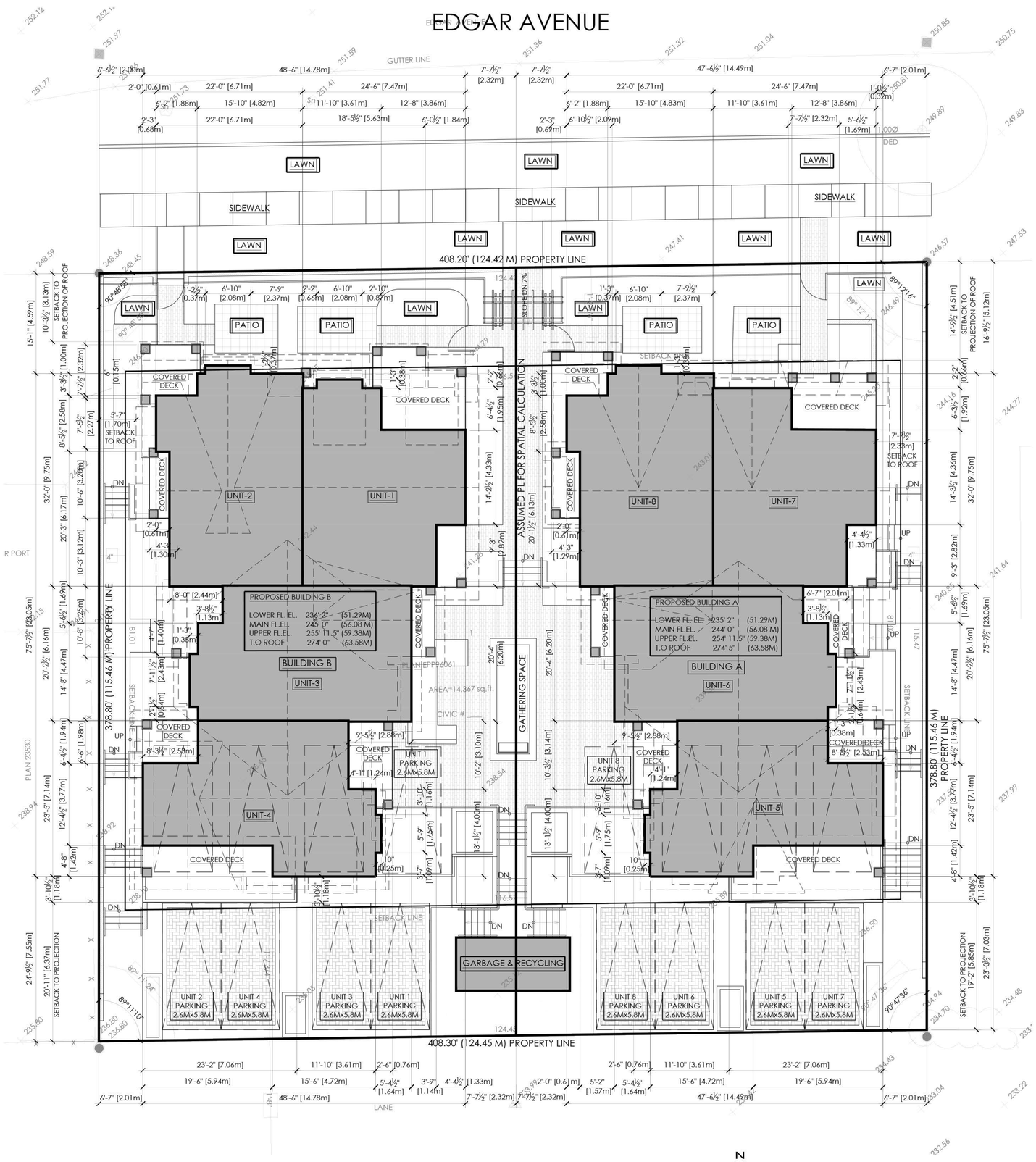

1 SITE PLAN (DIMENSIONS)
Scale: 1/8" = 1'-0"

ADDRESS
968 EDGAR AVENUE, COQUITLAM, B.C.

LEGAL DESCRIPTION

LOT	1
PLAN	EPP96061
P.I.D.	031 033 750

ZONING REQUIREMENTS

LAND ZONED		RT-1 (NAR) TO RT-3
SITE AREA	REQUIRED FOR 8 UNITS 10,010 SF (930 M2)	PROPOSED 14,361 SF (1334.18 M2)
LOT WIDTH	REQUIRED FOR 8 UNITS 65.62' (20 M)	PROPOSED 65.62' (20 M)
SITE COVERAGE	PERMITTED	PROPOSED
BUILDING	.5 X 14,361 SF = 7,180 SF	BLDS. = 6614 SF (614.46 M^2)
FLOOR AREA RATIO		
PERMITTED	.85 X 14,361 SF = 12,206 SF	12,206 SF (1133.97M^2)
PROPOSED		12204 SF (1133.78 M^2)

	BUILDING A				BUILDING B					
	UNIT 5	UNIT 6	UNIT 7	UNIT 8	UNIT 1	UNIT 2	UNIT 3	UNIT 4	ELEC. ROOM	TOTAL
MAIN FLOOR	633 SF	636 SF	596 SF	641 SF	609 SF	642 SF	633 SF	634 SF		5024 SF
UPPER FLOOR	698 SF	652 SF	715 SF	659 SF	715 SF	659 SF	652 SF	694 SF		5444 SF
LOWER FLOOR	270 SF	282 SF	282 SF	0 SF	0 SF	282 SF	282 SF	270 SF	68 SF	1736 SF
TOTAL	1601 SF	1570 SF	1593 SF	1300 SF	1324 SF	1583 SF	1567 SF	1598 SF		12204 SF (1133.78 M^2)

SET BACKS	PERMITTED	PROPOSED
FRONT YARD	14.76' (4.5M)	15.08' (4.6M)
SIDE YARD	4' (1.2M)	6.54' (1.99M)/7.6' (2.3M)
FLANKING SIDE	9.84' (3.0M)	NA
REAR YARD	19.68' (6.0M)	23.0' (7.01M)
TO GARAGE	19.68' (6.0M)	NA
BUILDING HEIGHTS	PERMITTED	PROPOSED
BUILDING	36.0' (11M) (3:12 MIN)	X' (2 STOREYS)
PARKING	REQUIRED 2 STALLS/ UNIT = 16 STALLS	PROPOSED 14 STALLS 2.6M X 5.8M STALLS
GARAGE WALL MAX LENGTH (MAX. 3 STALLS) :	36.0' (11M)	PROPOSED NA
OUTDOOR SPACE :	400 SF (37 M2)/ UNIT	X SF (X M2)

BUILDING A:

AVERAGE GRADE: 244.25' + 244.42' + 236.66' + 235.33' = 960.66' / 4 = 240.16'
MAX. HEIGHT : 240.16' + 36.0' = 276.16'

BUILDING B:

AVERAGE GRADE: 244.66' + 244.25' + 235.5' + 236.0' = 960.41' / 4 = 240.10'
MAX. HEIGHT: 240.10' + 36.0' = 276.10'

No.	Date	Revision
1	08/21/2020	ISSUED FOR DP

All ideas, designs and plans indicated or represented by this art are owned by and remain the property of the designer. no part shall be used or disclosed to anyone without permission of the designer.

Sheet Title
SITE PLAN & CALCS (DIMENSIONS)

Date
AUGUST 21ST, 2020

Scale
AS SHOWN

Drawing No.
A1

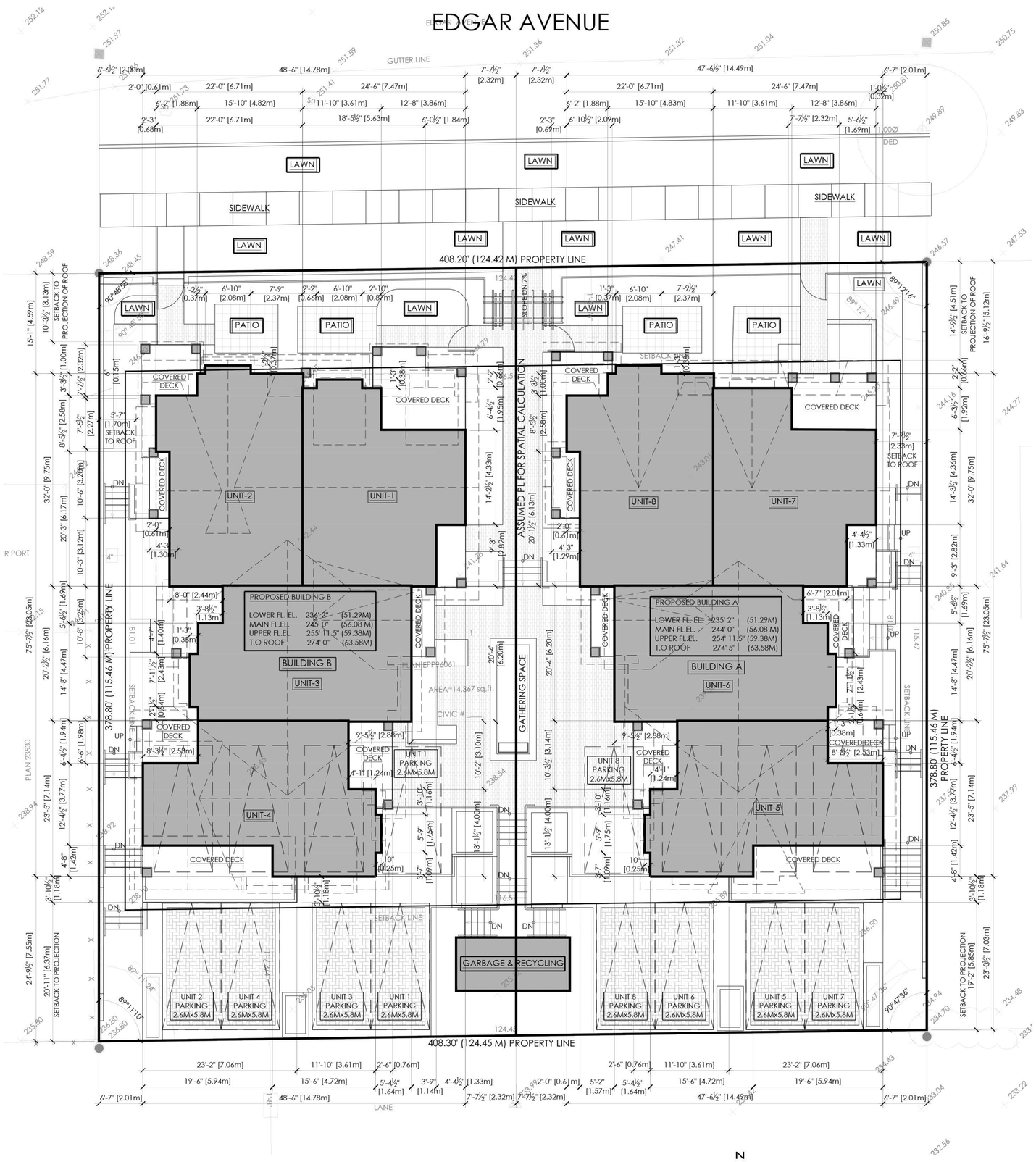

1 SITE PLAN (DIMENSIONS)
Scale: 1/8" = 1'-0"

ADDRESS
968 EDGAR AVENUE, COQUITLAM, B.C.

LEGAL DESCRIPTION

LOT	1
PLAN	EPP96061
P.I.D.	031 033 750

ZONING REQUIREMENTS

LAND ZONED		RT-1 (NAR) TO RT-3
SITE AREA	REQUIRED FOR 8 UNITS 10,010 SF (930 M2)	PROPOSED 14,361 SF (1334.18 M2)
LOT WIDTH	REQUIRED FOR 8 UNITS 65.62' (20 M)	PROPOSED 65.62' (20 M)
SITE COVERAGE	PERMITTED	PROPOSED
BUILDING	.5 X 14,361 SF = 7,180 SF	BLDS. = 6614 SF (614.46 M^2)
FLOOR AREA RATIO		
PERMITTED	.85 X 14,361 SF = 12,206 SF	12,206 SF (1133.97M^2)
PROPOSED		12204 SF (1133.78 M^2)

	BUILDING A				BUILDING B					
	UNIT 5	UNIT 6	UNIT 7	UNIT 8	UNIT 1	UNIT 2	UNIT 3	UNIT 4	ELEC. ROOM	TOTAL
MAIN FLOOR	633 SF	636 SF	596 SF	641 SF	609 SF	642 SF	633 SF	634 SF		5024 SF
UPPER FLOOR	698 SF	652 SF	715 SF	659 SF	715 SF	659 SF	652 SF	694 SF		5444 SF
LOWER FLOOR	270 SF	282 SF	282 SF	0 SF	0 SF	282 SF	282 SF	270 SF	68 SF	1736 SF
TOTAL	1601 SF	1570 SF	1593 SF	1300 SF	1324 SF	1583 SF	1567 SF	1598 SF		12204 SF (1133.78 M^2)

SET BACKS	PERMITTED	PROPOSED
FRONT YARD	14.76' (4.5M)	15.08' (4.6M)
SIDE YARD	4' (1.2M)	6.54' (1.99M)/7.6' (2.3M)
FLANKING SIDE	9.84' (3.0M)	NA
REAR YARD	19.68' (6.0M)	23.0' (7.01M)
TO GARAGE	19.68' (6.0M)	NA
BUILDING HEIGHTS	PERMITTED	PROPOSED
BUILDING	36.0' (11M) (3:12 MIN)	X' (2 STOREYS)
PARKING	REQUIRED 2 STALLS/ UNIT = 16 STALLS	PROPOSED 14 STALLS 2.6M X 5.8M STALLS
GARAGE WALL MAX LENGTH (MAX. 3 STALLS) :	36.0' (11M)	PROPOSED NA
OUTDOOR SPACE :	400 SF (37 M2)/ UNIT	X SF (X M2)

BUILDING A:

AVERAGE GRADE: 244.25' + 244.42' + 236.66' + 235.33' = 960.66' / 4 = 240.16'
MAX. HEIGHT : 240.16' + 36.0' = 276.16'

BUILDING B:

AVERAGE GRADE: 244.66' + 244.25' + 235.5' + 236.0' = 960.41' / 4 = 240.10'
MAX. HEIGHT: 240.10' + 36.0' = 276.10'

No.	Date	Revision
1	08/21/2020	ISSUED FOR DP

All ideas, designs and plans indicated or represented by this art are owned by and remain the property of the designer. no part shall be used or disclosed to anyone without permission of the designer.

Sheet Title
SITE PLAN & CALCS (DIMENSIONS)

Date
AUGUST 21ST, 2020

Scale
AS SHOWN

Drawing No.
A1

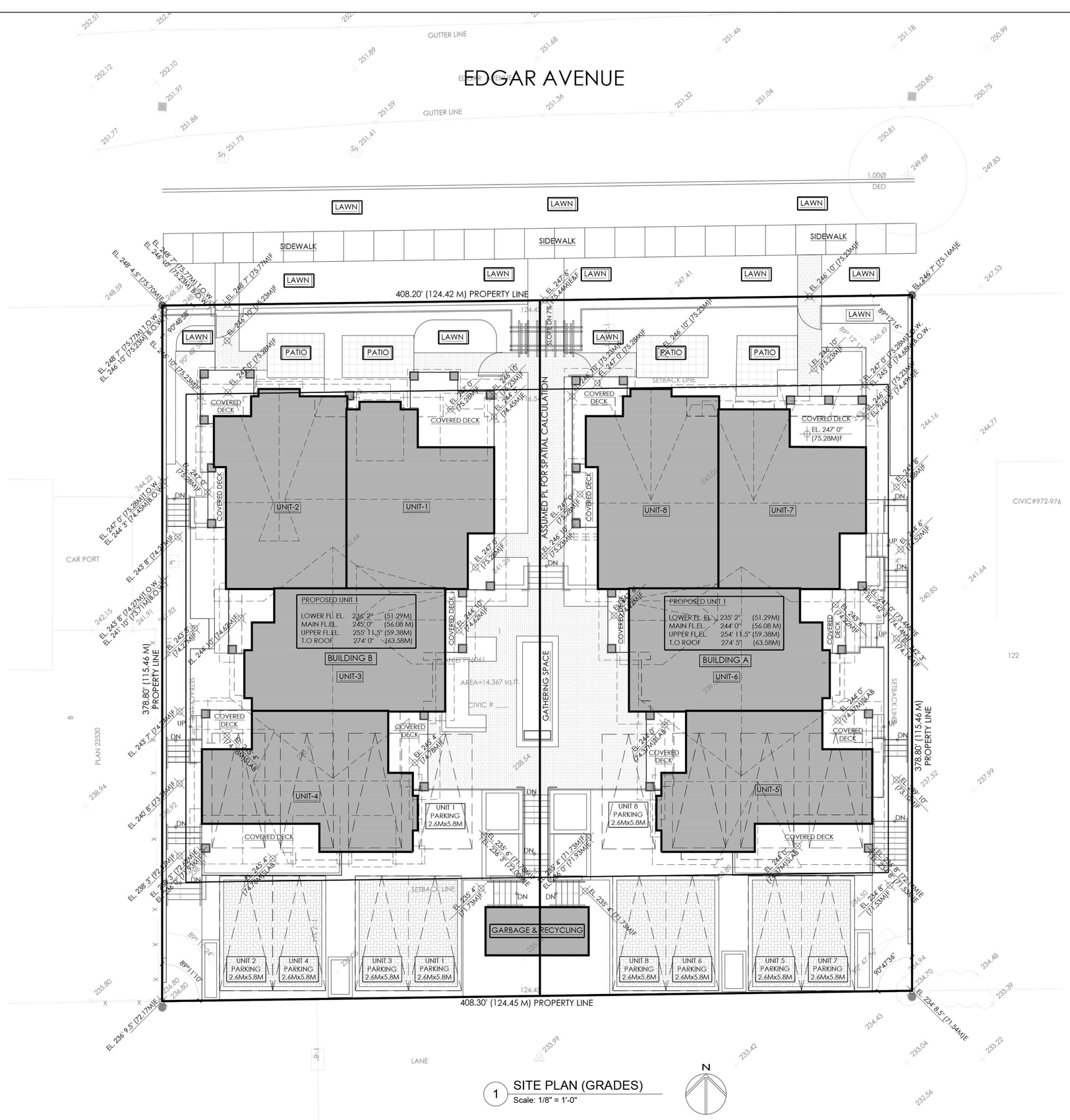

1 SITE PLAN (GRADES)
Scale: 1/8" = 1'-0"

No.	Date	Revision
1	08/21/2020	ISSUED FOR DP

All ideas, designs and plans indicated or represented by this art are owned by and remain the property of the designer. no part shall be used or disclosed to anyone without permission of the designer.

Sheet Title
SITE PLAN (GRADES)

Date
AUGUST 21ST, 2020

Scale
AS SHOWN

Drawing No.
A1

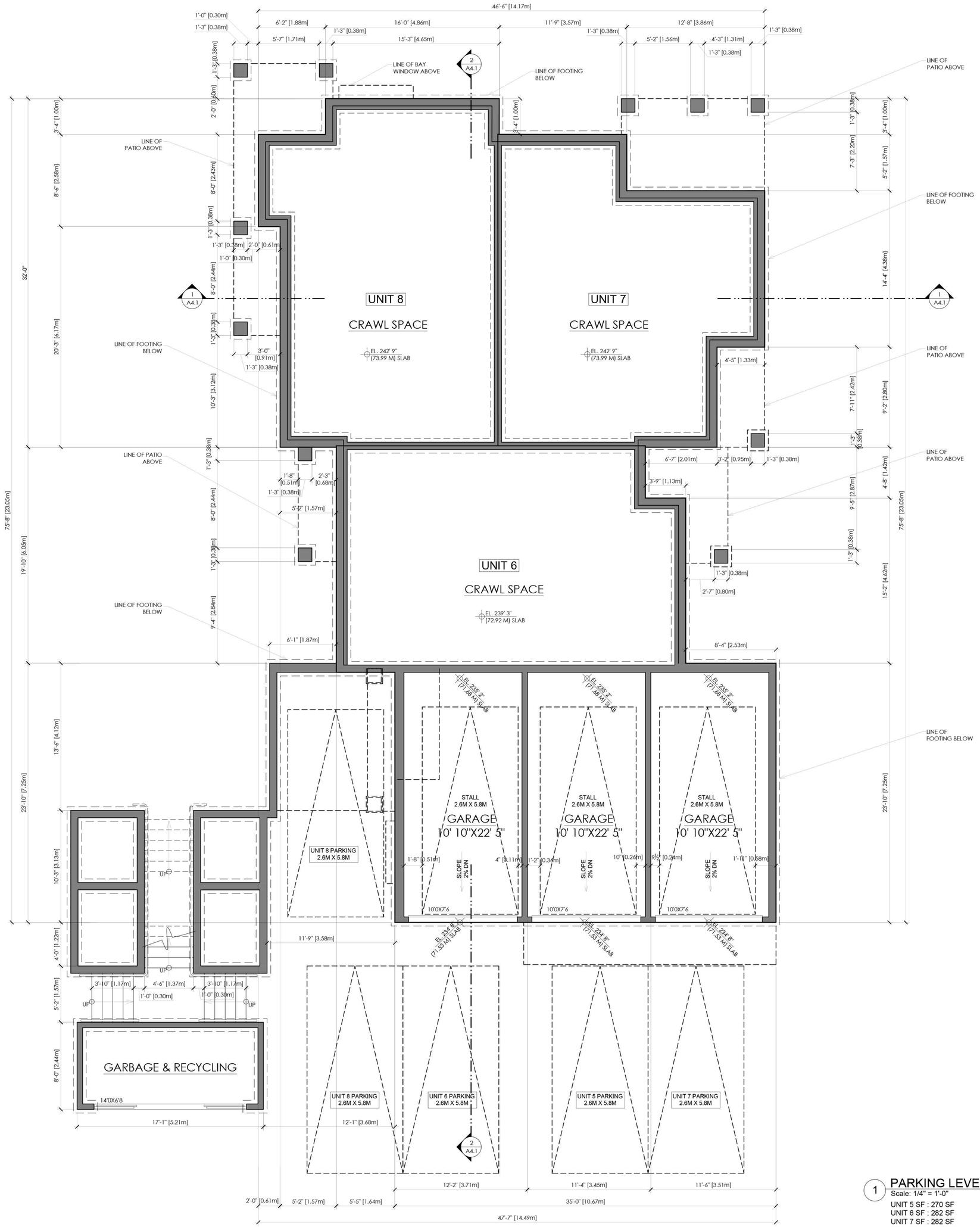

1 PARKING LEVEL PLAN

Scale: 1/4" = 1'-0"

UNIT 5 SF : 270 SF
UNIT 6 SF : 282 SF
UNIT 7 SF : 282 SF
UNIT 8 SF : 0 SF
TOTAL : 834 SF

N

No.	Date	Revision
1	08/21/2020	ISSUED FOR DP

All ideas, designs and plans indicated or represented by this art are owned by and remain the property of the designer. . No part shall be used or disclosed to anyone without permission of the designer.

BUILDING A

Sheet Title

PARKING LEVEL PLAN

Date

AUGUST 21ST, 2020

Scale

AS SHOWN

Drawing No.

A2.1

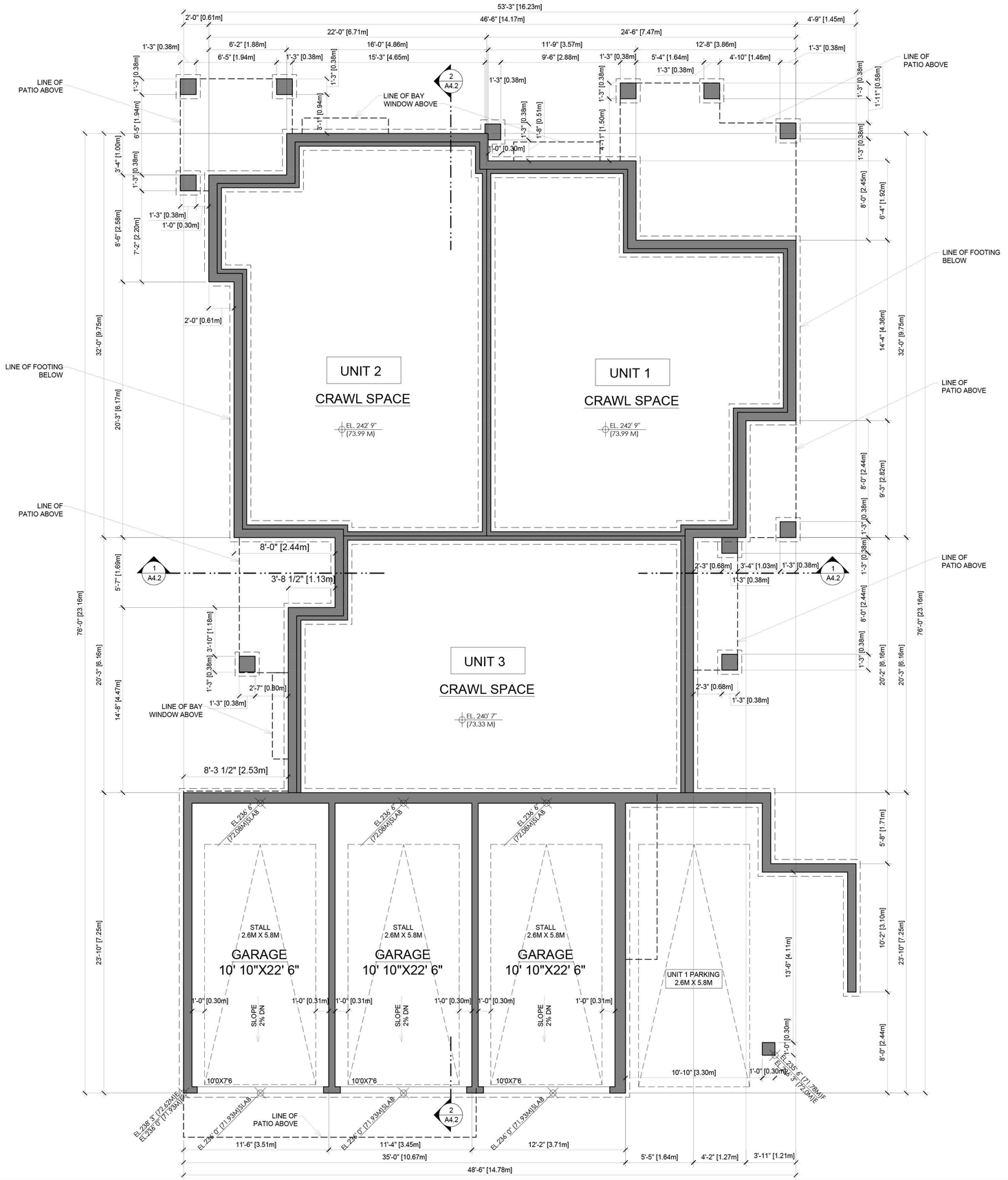

No.	Date	Revision
1	08/21/2020	ISSUED FOR DP

All ideas, designs and plans indicated or represented by this art are owned by and remain the property of the designer. No part shall be used or disclosed to anyone without permission of the designer.

BUILDING B

Sheet Title

PARKING LEVEL PLAN

Date

AUGUST 21ST, 2020

Scale

AS SHOWN

Drawing No.

A2.2

1 PARKING LEVEL PLAN

Scale: 1/4" = 1'-0"

UNIT 1 SF : 0 SF
UNIT 2 SF : 282 SF
UNIT 3 SF : 282 SF
UNIT 4 SF : 270 SF
TOTAL : 834 SF

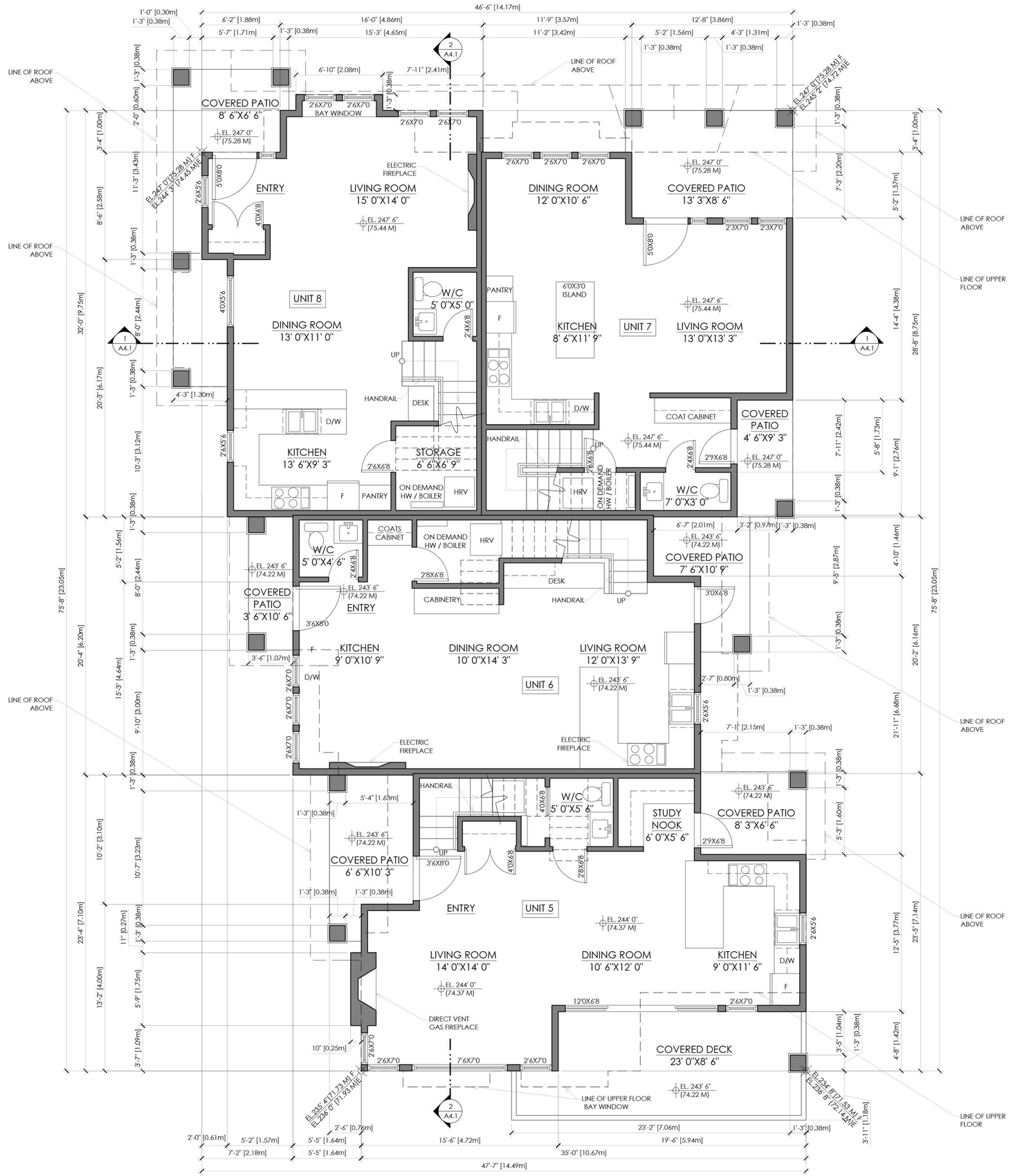

1 MAIN FLOOR PLAN
Scale: 1/4" = 1'-0"

UNIT 5 FL AREA : 633 SF
UNIT 6 FL AREA : 636 SF
UNIT 7 FL AREA : 596 SF
UNIT 8 FL AREA : 641 SF
TOTAL : 2506 SF

No.	Date	Revision
1	08/21/2020	ISSUED FOR DP

All ideas, designs and plans indicated or represented by this art are owned by and remain the property of the designer . No part shall be used or disclosed to anyone without permission of the designer.

BUILDING A

Sheet Title

MAIN FLOOR PLAN

Date

AUGUST 21ST, 2020

Scale

AS SHOWN

Drawing No.

A2.3

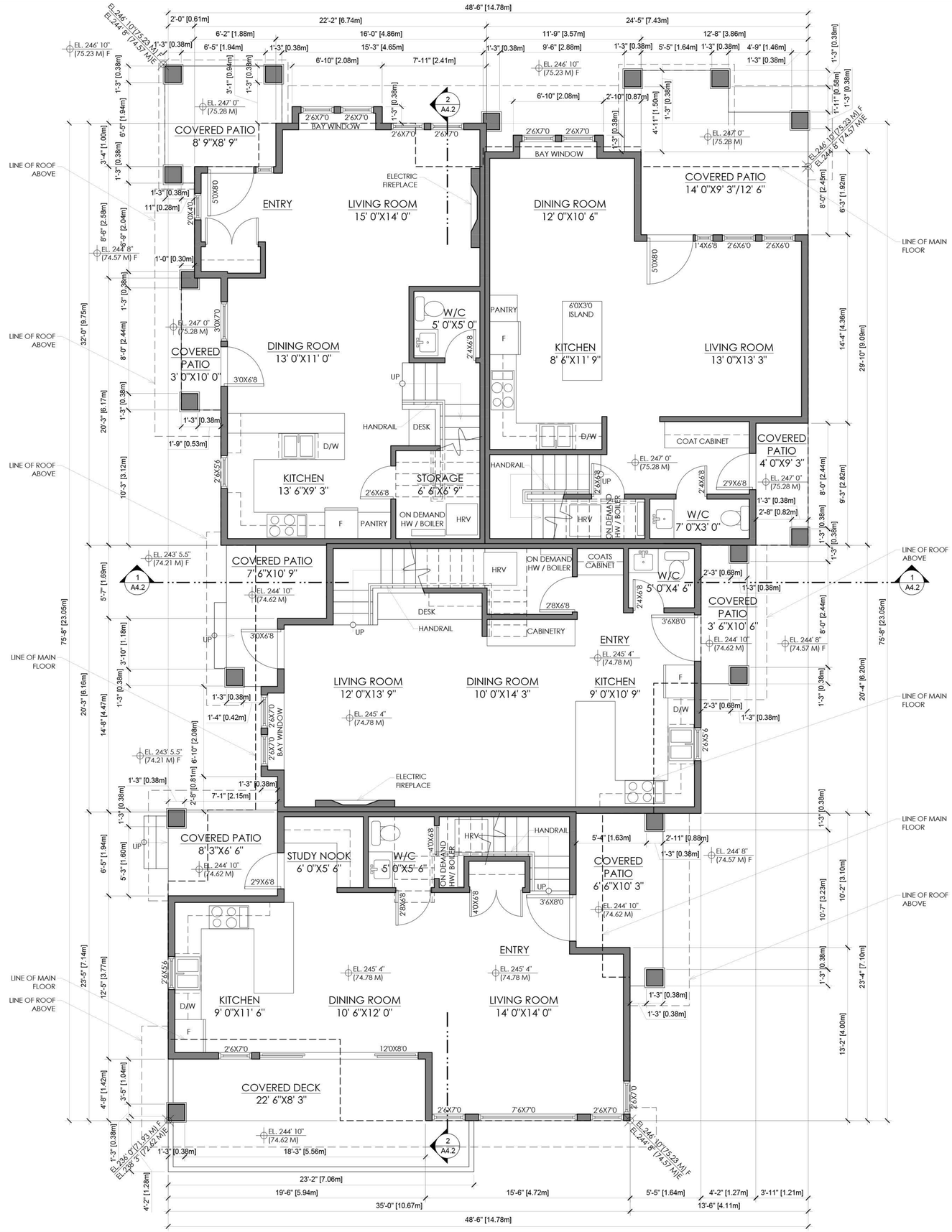

1 MAIN FLOOR PLAN
Scale: 1/4" = 1'-0"

UNIT 1 FL AREA = 609 SF
UNIT 2 FL AREA = 642 SF
UNIT 3 FL AREA = 633 SF
UNIT 4 FL AREA = 634 SF
TOTAL FL AREA = 2518 SF

No.	Date	Revision
1	08/21/2020	ISSUED FOR DP

All ideas, designs and plans indicated or represented by this art are owned by and remain the property of the designer. no part shall be used or disclosed to anyone without permission of the designer.

BUILDING B

Sheet Title

MAIN FLOOR PLAN

Date
AUGUST 21ST, 2020

Scale
AS SHOWN

Drawing No.

A2.4

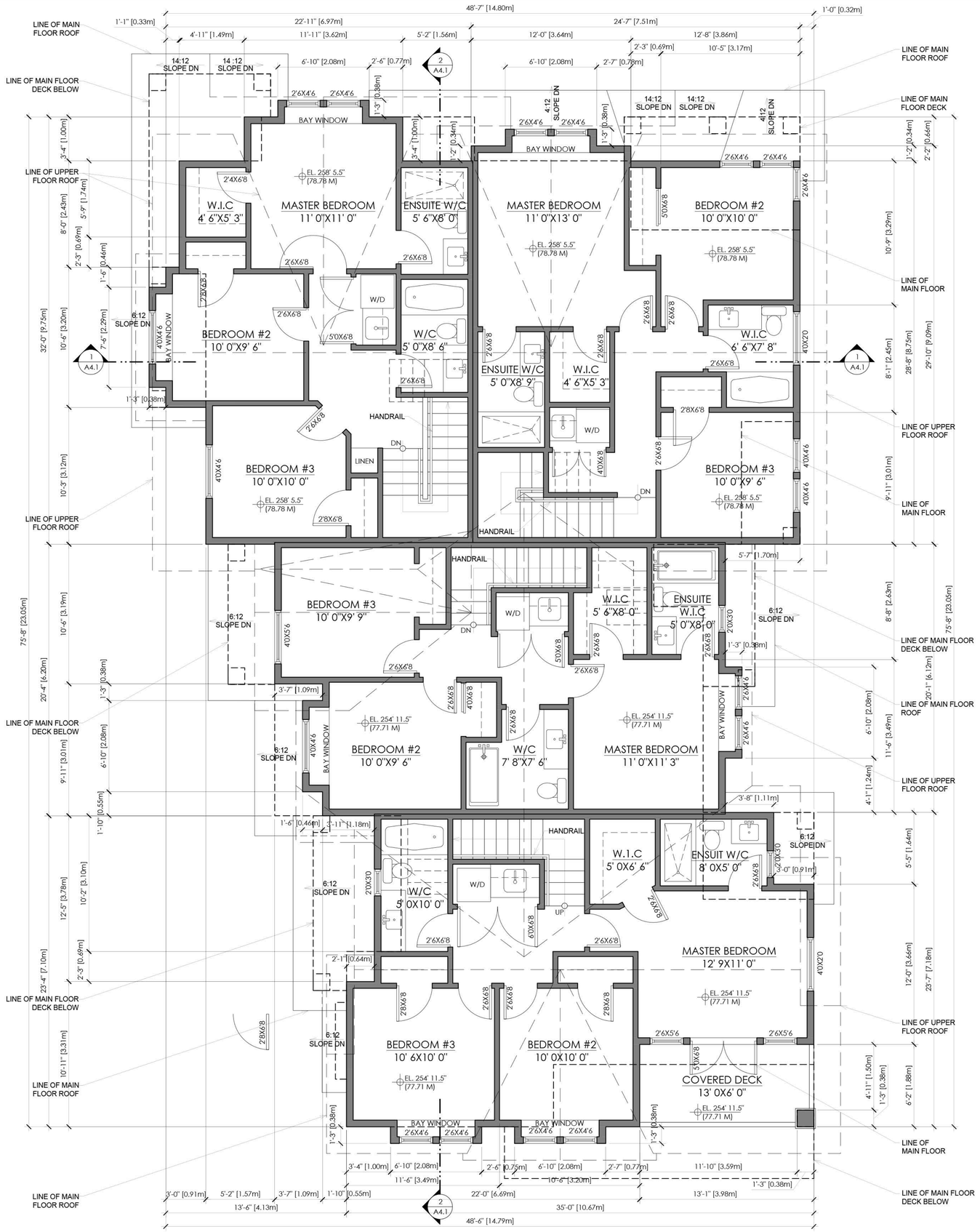

1 UPPER FLOOR PLAN
Scale: 1/4" = 1'-0"

UNIT 5 FL AREA = 698 SF
UNIT 6 FL AREA = 652 SF
UNIT 7 FL AREA = 715 SF
UNIT 8 FL AREA = 659 SF
TOTAL FL AREA = 2724 SF

No.	Date	Revision
1	08/21/2020	ISSUED FOR DP

All ideas, designs and plans indicated or represented by this drawing are owned by and remain the property of the designer . no part shall be used or disclosed to anyone without permission of the designer.

BUILDING A

Sheet Title

UPPER FLOOR PLAN

Date
AUGUST 21ST, 2020

Scale
AS SHOWN

Drawing No.

A2.5

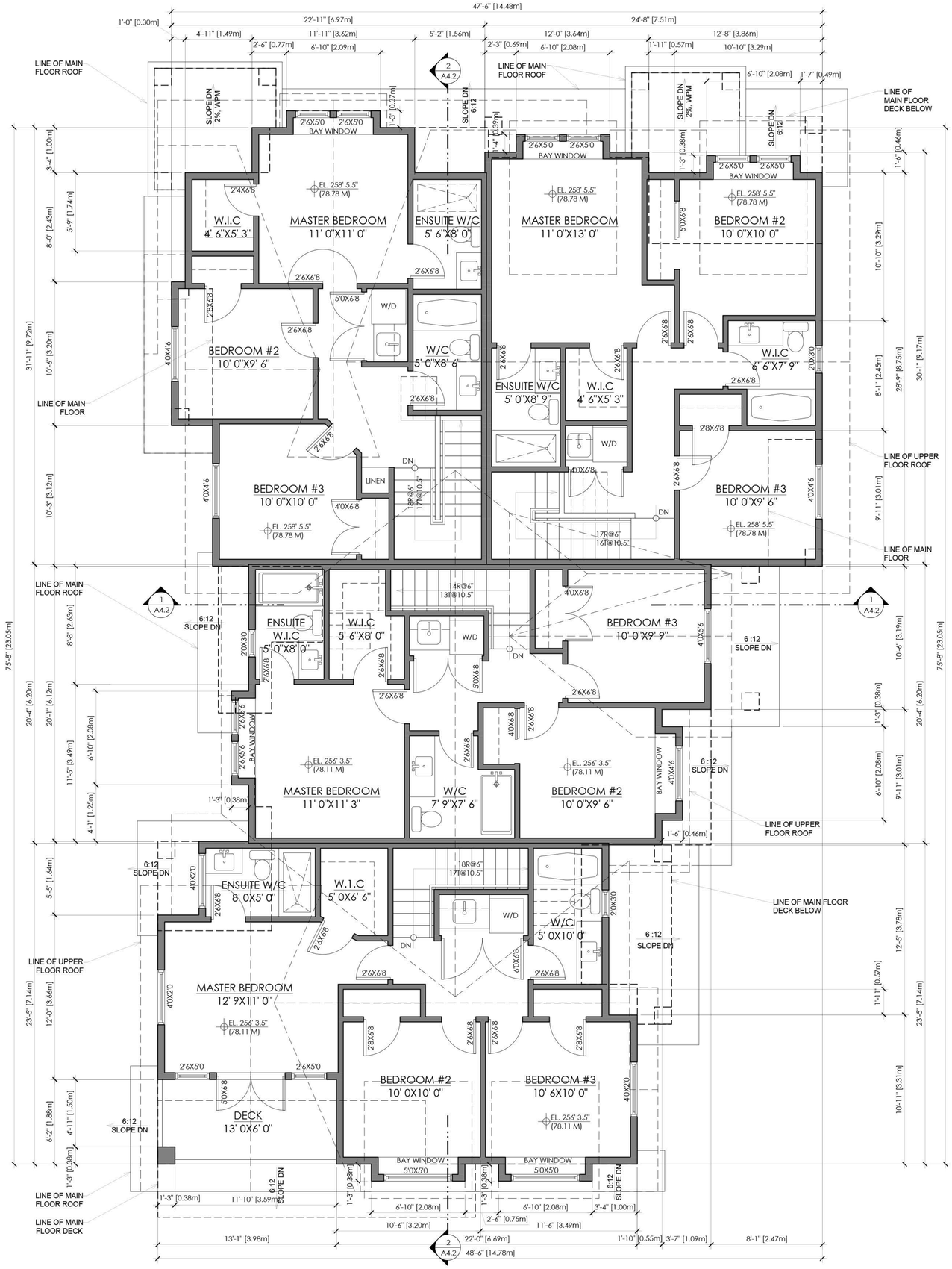

1 UPPER FLOOR PLAN
Scale: 1/4" = 1'-0"

UNIT 1 FL AREA = 715 SF
UNIT 2 FL AREA = 658 SF
UNIT 3 FL AREA = 652 SF
UNIT 4 FL AREA = 698 SF
TOTAL FL AREA = 2723 SF

N

No.	Date	Revision
1	08/21/2020	ISSUED FOR DP

All ideas, designs and plans indicated or represented by this art are owned by and remain the property of the designer . no part shall be used or disclosed to anyone without permission of the designer.

BUILDING B

Sheet Title

UPPER FLOOR PLAN

Date

AUGUST 21ST, 2020

Scale

AS SHOWN

Drawing No.

A2.6

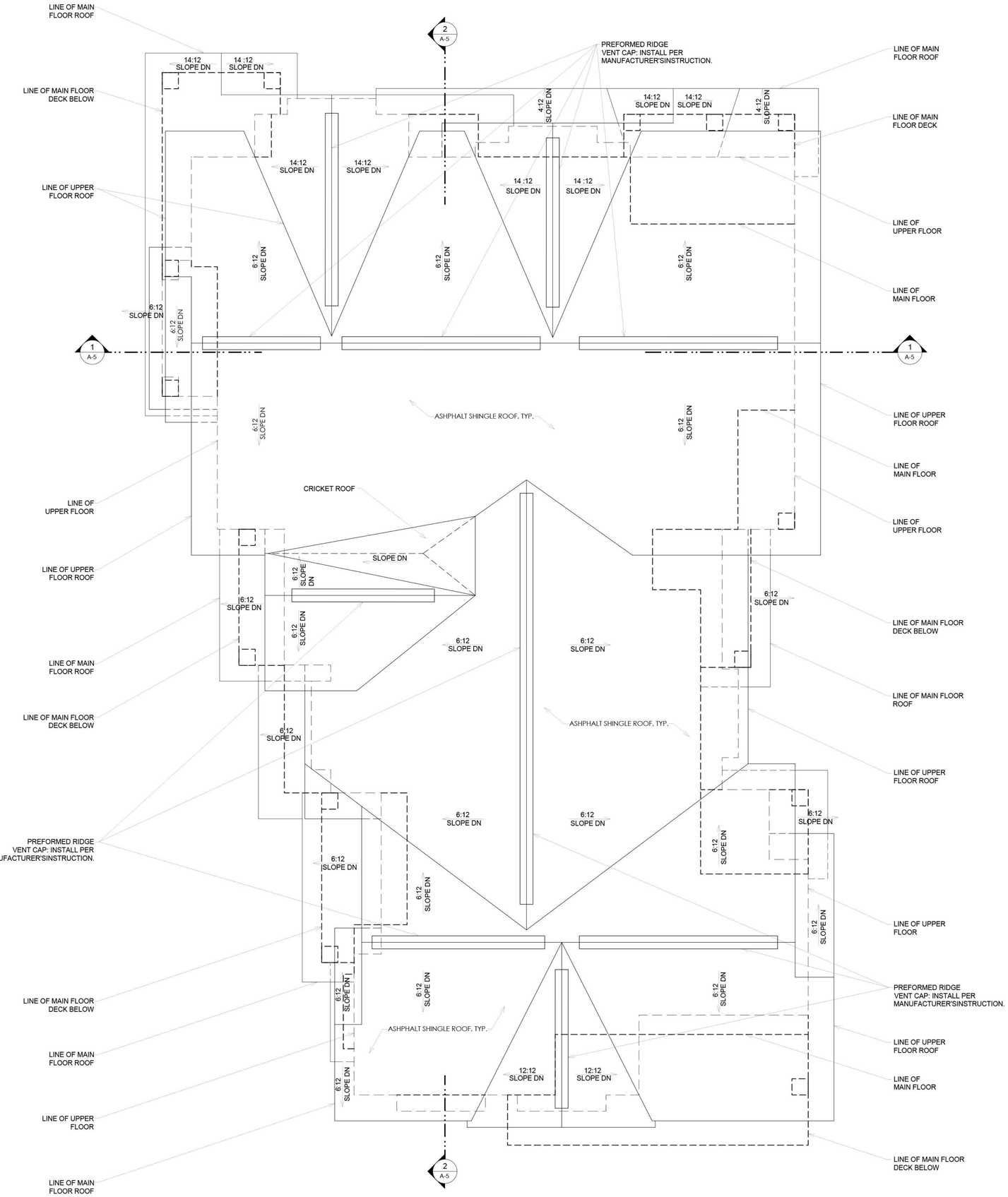

1 ROOF PLAN
Scale: 1/4" = 1'-0"

N

No.	Date	Revision
1	08/21/2020	ISSUED FOR DP

All ideas, designs and plans indicated or represented by this drawing are owned by and remain the property of the designer. No part shall be used or disclosed to anyone without permission of the designer.

BUILDING A

Sheet Title

ROOF PLAN

Date

AUGUST 21ST, 2020

Scale

AS SHOWN

Drawing No.

A2.7

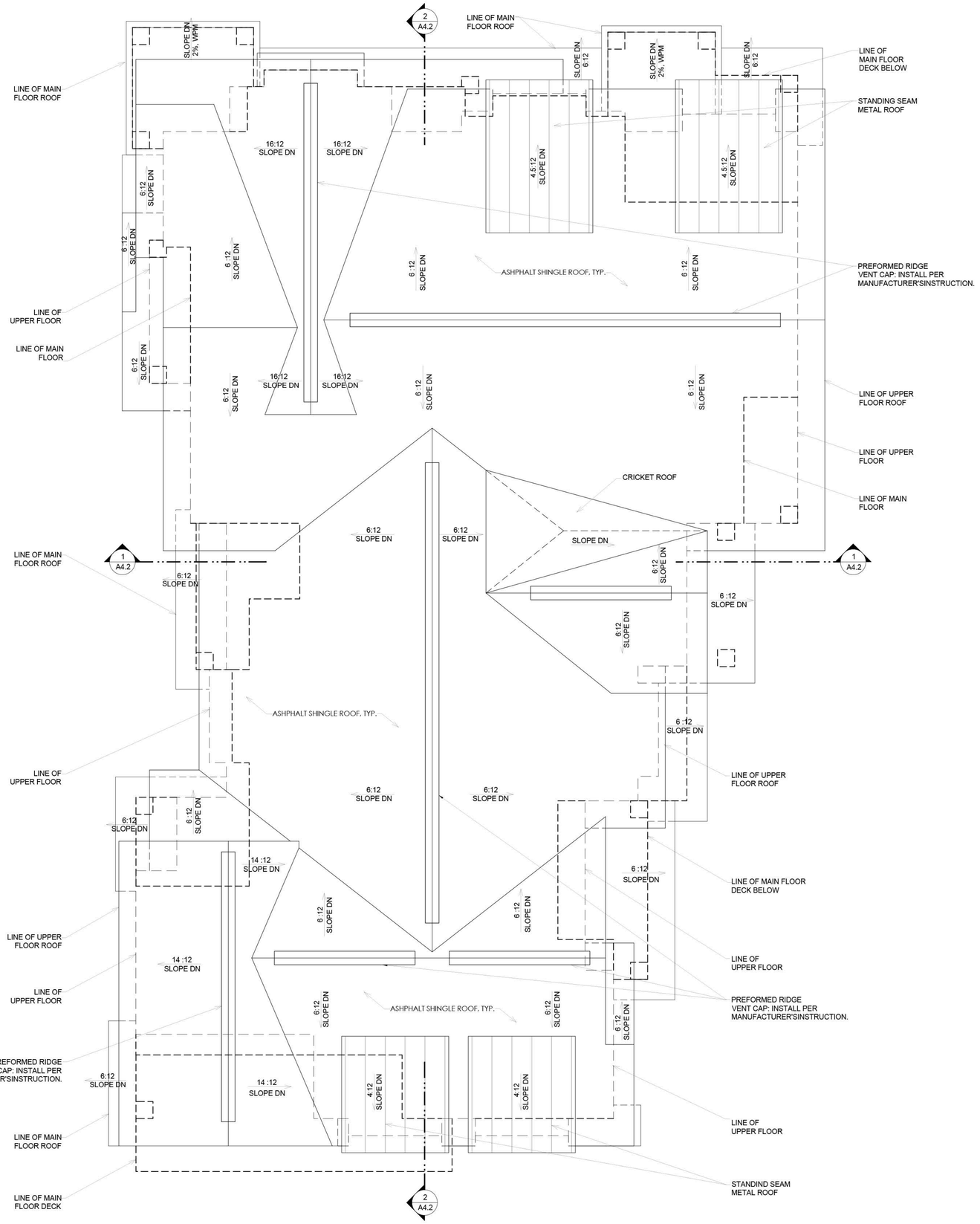

1 ROOF PLAN
Scale: 1/4" = 1'-0"

N

No.	Date	Revision
1	08/21/2020	ISSUED FOR DP

All ideas, designs and plans indicated or represented by this art are owned by and remain the property of the designer. no part shall be used or disclosed to anyone without permission of the designer.
©

BUILDING B

Sheet Title

ROOF PLAN

Date

AUGUST 21ST, 2020

Scale

AS SHOWN

Drawing No.

A2.8

BLDG A MATERIALS & COLORS

F1 — ASPHALT SHINGLE ROOF:
(35 YEAR WARRENTY MIN)
HARVARD SLATE
(CAMBRIDGE IKO)

F2 — VINYL SOFFIT:
COLOR TO MATCH: STERLING
(ROYAL BLDG PRODUCTS)

F3 — METAL GUTTERS & DOWNPIPES:
DOVER GRAY (GENTEK)

F4 — METAL RAILINGS:
SLATE #523 (GENTEK)

F5 — VINYL WINDOWS:
COLOR: BLACK

PAINT COLORS:

F6 — P1. EXTERIOR CLADDING
COLOR TO MATCH:
BM #HC-171 WICKHAM GRAY

F7 — P2. WOOD TRIM:
COLOR TO MATCH:
BM #HC-169 COVENTRY GRAY

F8 — P3. FASCIA COLOR COLOR, TO MATCH:
BM #HC-166 KENDALL CHARCOAL

F9 — P4. FRONT DOOR COLOR:
TO MATCH:
BM # 2132-10 BLACK

F10 — P3. GARAGE DOOR
TO MATCH:
BM #HC-171 WICKHAM GRAY

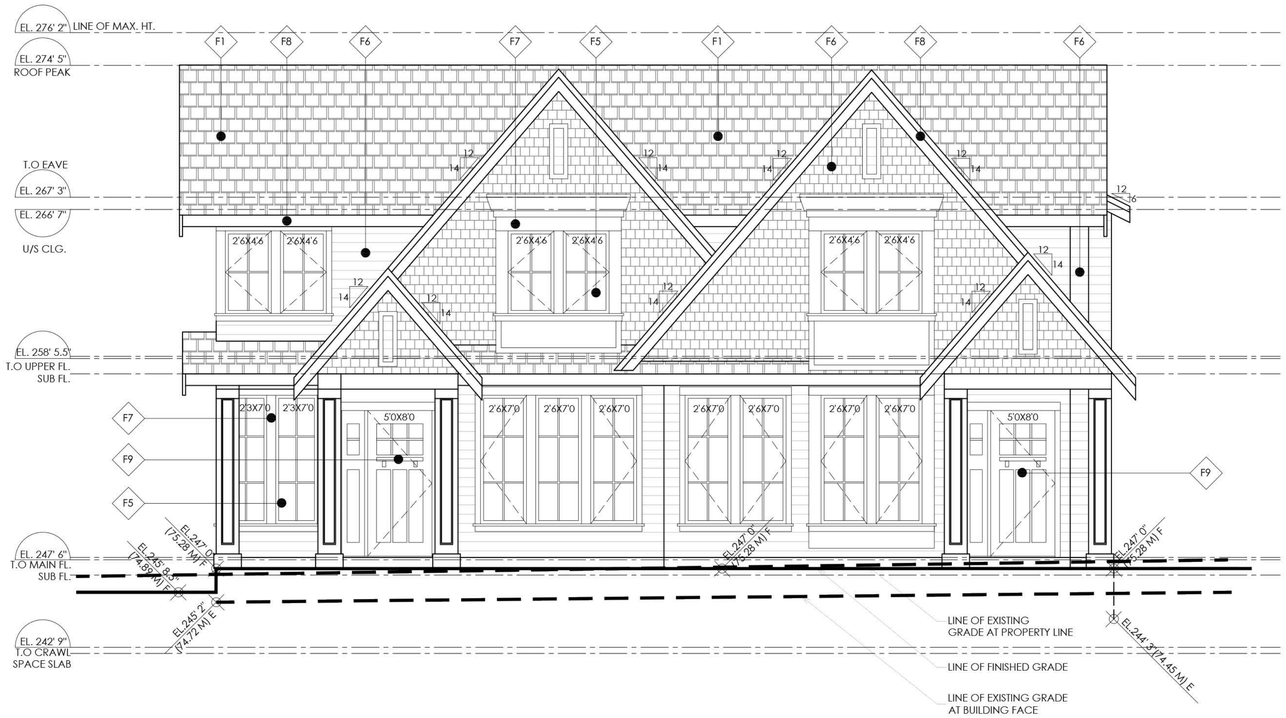

1 NORTH ELEVATION
Scale: 1/4" = 1'-0"

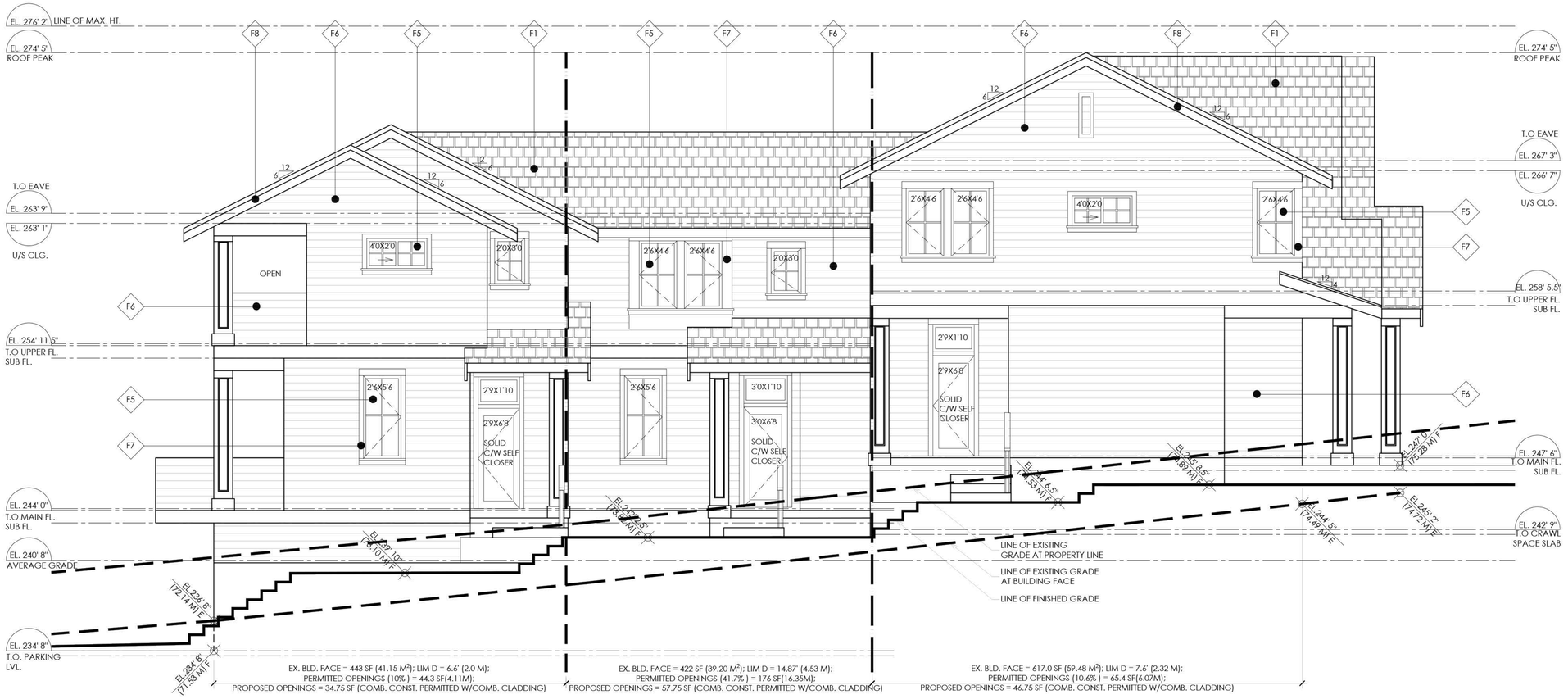

EX. BLD. FACE = 443 SF (41.15 M²); LIM D = 6.6' (2.0 M);
PERMITTED OPENINGS (10%) = 44.3 SF(4.11M);
PROPOSED OPENINGS = 34.75 SF (COMB. CONST. PERMITTED W/COMB. CLADDING)

EX. BLD. FACE = 422 SF (39.20 M²); LIM D = 14.87' (4.53 M);
PERMITTED OPENINGS (41.7%) = 176 SF(16.35M);
PROPOSED OPENINGS = 57.75 SF (COMB. CONST. PERMITTED W/COMB. CLADDING)

EX. BLD. FACE = 617.0 SF (59.48 M²); LIM D = 7.6' (2.32 M);
PERMITTED OPENINGS (10.6%) = 65.4 SF(6.07M);
PROPOSED OPENINGS = 46.75 SF (COMB. CONST. PERMITTED W/COMB. CLADDING)

2 EAST ELEVATION
Scale: 1/4" = 1'-0"

No.	Date	Revision
1	08/21/2020	ISSUED FOR DP

All ideas, designs and plans indicated or represented by this art are owned by and remain the property of the designer . No part shall be used or disclosed to anyone without permission of the designer.

BUILDING A

Sheet Title

ELEVATIONS

Date
AUGUST 21ST, 2020

Scale
AS SHOWN

Drawing No.

A3.1

BLDG A MATERIALS & COLORS

F1 — ASPHALT SHINGLE ROOF:
(35 YEAR WARRENTY MIN)
HARVARD SLATE
(CAMBRIDGE IKO)

F2 — VINYL SOFFIT:
COLOR TO MATCH: STERLING
(ROYAL BLDG PRODUCTS)

F3 — METAL GUTTERS & DOWNPIPES:
DOVER GRAY (GENTEK)

F4 — METAL RAILINGS:
SLATE #523 (GENTEK)

F5 — VINYL WINDOWS:
COLOR: BLACK

PAINT COLORS:

F6 — P1. EXTERIOR CLADDING
COLOR TO MATCH:
BM #HC-171 WICKHAM GRAY

F7 — P2. WOOD TRIM:
COLOR TO MATCH:
BM #HC-169 COVENTRY GRAY

F8 — P3. FASCIA COLOR COLOR, TO MATCH:
BM #HC-166 KENDALL CHARCOAL

F9 — P4. FRONT DOOR COLOR:
TO MATCH:
BM # 2132-10 BLACK

F10 — P3. GARAGE DOOR
TO MATCH:
BM #HC-171 WICKHAM GRAY

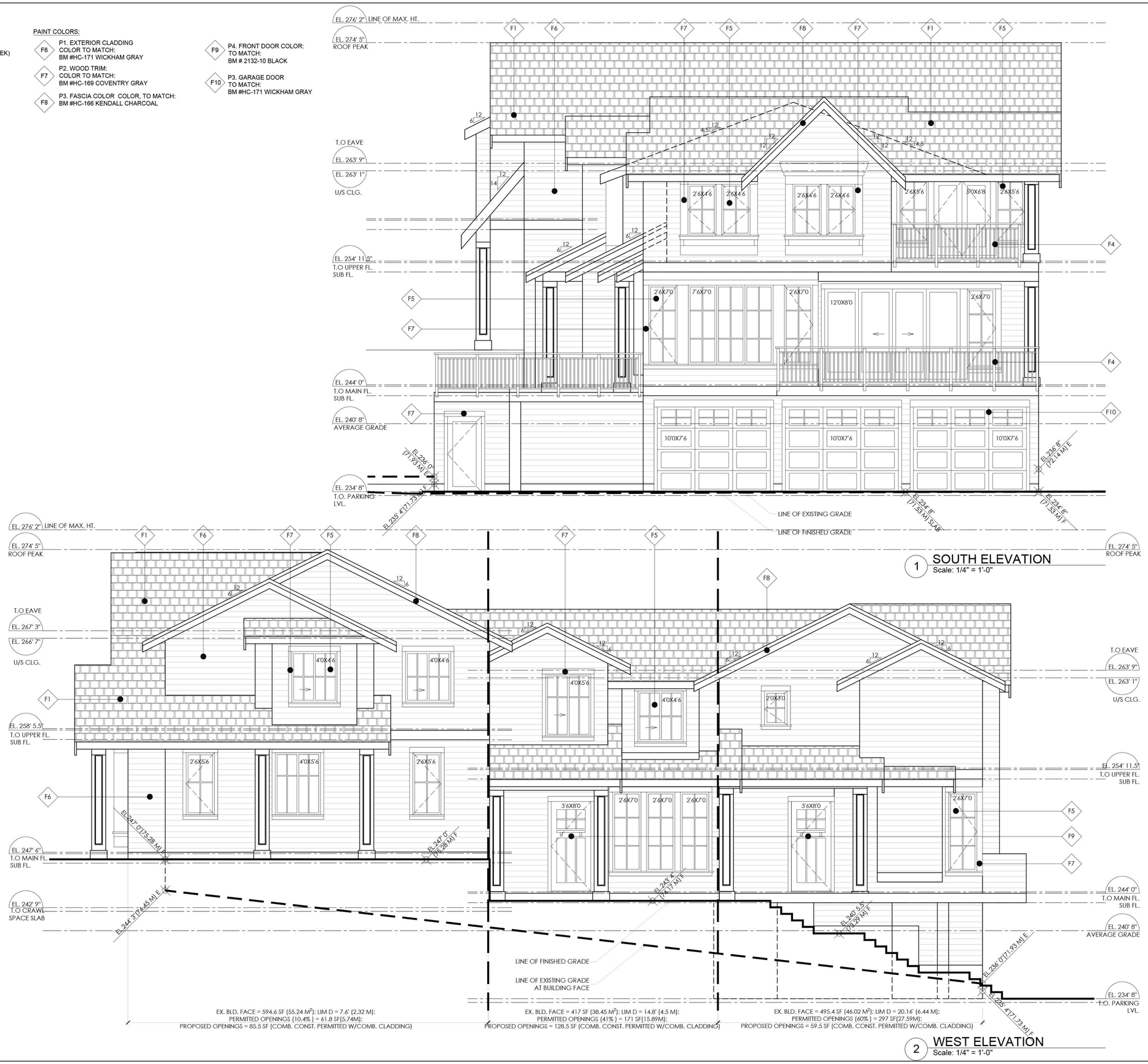

1 SOUTH ELEVATION
Scale: 1/4" = 1'-0"

EX. BLD. FACE = 594.6 SF (55.24 M²); LIM D = 7.6' (2.32 M);
PERMITTED OPENINGS (10.4%) = 61.8 SF(5.74M);
PROPOSED OPENINGS = 85.5 SF (COMB. CONST. PERMITTED W/COMB. CLADDING)

EX. BLD. FACE = 417 SF (38.45 M²); LIM D = 14.8' (4.5 M);
PERMITTED OPENINGS (41%) = 171 SF(15.89M);
PROPOSED OPENINGS = 128.5 SF (COMB. CONST. PERMITTED W/COMB. CLADDING)

EX. BLD. FACE = 495.4 SF (46.02 M²); LIM D = 20.16' (6.44 M);
PERMITTED OPENINGS (60%) = 297 SF(27.59M);
PROPOSED OPENINGS = 59.5 SF (COMB. CONST. PERMITTED W/COMB. CLADDING)

2 WEST ELEVATION
Scale: 1/4" = 1'-0"

No.	Date	Revision
1	08/21/2020	ISSUED FOR DP

All ideas, designs and plans indicated or represented by this art are owned by and remain the property of the designer . No part shall be used or disclosed to anyone without permission of the designer.

BUILDING A

Sheet Title

ELEVATIONS

Date
AUGUST 21ST, 2020

Scale
AS SHOWN

Drawing No.

A3.2

BLDG B MATERIALS & COLORS

F1 — ASPHALT SHINGLE ROOF:
(35 YEAR WARRENTY MIN)
HARVARD SLATE
(CAMBRIDGE IKO)

F2 — VINYL SOFFIT:
COLOR TO MATCH: STERLING
(ROYAL BLDG PRODUCTS)

F3 — METAL GUTTERS & DOWNPIPES:
DOVER GRAY (GENTEK)

F4 — METAL RAILINGS:
SLATE #523 (GENTEK)

F5 — VINYL WINDOWS:
COLOR: BLACK

PAINT COLORS:

F6 — P1. EXTERIOR CLADDING
COLOR TO MATCH:
BM #HC-169 COVENTRY GRAY

F7 — P2. WOOD TRIM:
COLOR TO MATCH:
BM #HC-171 WICKHAM GRAY

F8 — P3. FASCIA COLOR COLOR, TO MATCH:
BM #HC-166 KENDALL CHARCOAL

F9 — P4. FRONT DOOR COLOR:
TO MATCH:
BM # 2132-10 BLACK

F10 — P3. GARAGE DOOR
TO MATCH:
BM #HC-169 COVENTRY GRAY

1 NORTH ELEVATION
Scale: 1/4" = 1'-0"

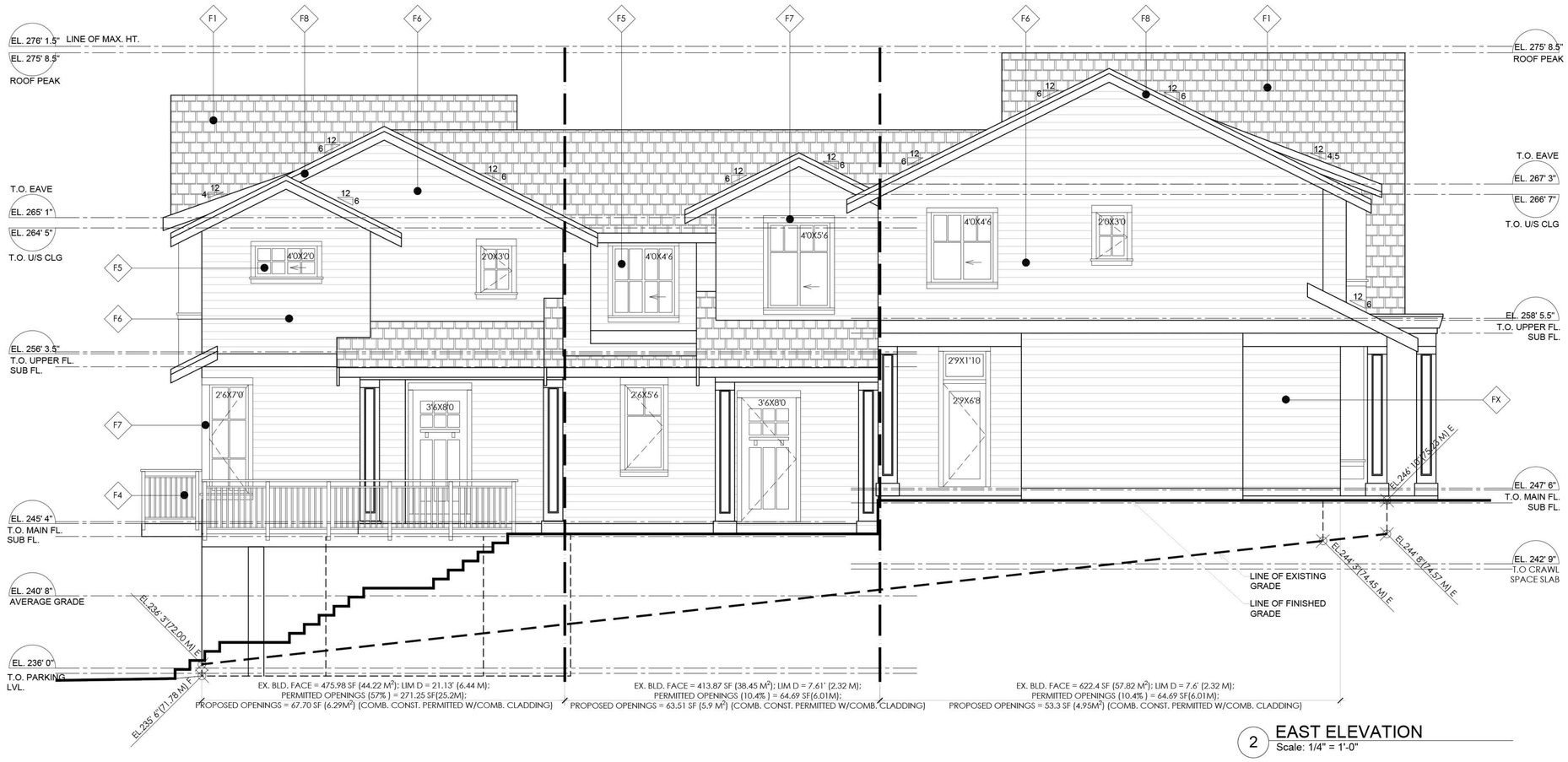

EX. BLD. FACE = 475.98 SF (44.22 M^2); LIM D = 21.13' (6.44 M);
PERMITTED OPENINGS (57%) = 271.25 SF(25.2M);
PROPOSED OPENINGS = 67.70 SF (6.29M^2) (COMB. CONST. PERMITTED W/COMB. CLADDING)

EX. BLD. FACE = 413.87 SF (38.45 M^2); LIM D = 7.61' (2.32 M);
PERMITTED OPENINGS (10.4%) = 64.69 SF(6.01M);
PROPOSED OPENINGS = 63.51 SF (5.9 M^2) (COMB. CONST. PERMITTED W/COMB. CLADDING)

EX. BLD. FACE = 622.4 SF (57.82 M^2); LIM D = 7.6' (2.32 M);
PERMITTED OPENINGS (10.4%) = 64.69 SF(6.01M);
PROPOSED OPENINGS = 53.3 SF (4.95M^2) (COMB. CONST. PERMITTED W/COMB. CLADDING)

2 EAST ELEVATION
Scale: 1/4" = 1'-0"

No.	Date	Revision
1	08/21/2020	ISSUED FOR DP

All ideas, designs and plans indicated or represented by this art are owned by and remain the property of the designer . No part shall be used or disclosed to anyone without permission of the designer.

BUILDING B

Sheet Title

ELEVATIONS

Date
AUGUST 21ST, 2020

Scale
AS SHOWN

Drawing No.

A3.3

BLDG B MATERIALS & COLORS

F1 ASPHALT SHINGLE ROOF:
(35 YEAR WARRENTY MIN)
HARVARD SLATE
(CAMBRIDGE IKO)

F2 VINYL SOFFIT:
COLOR TO MATCH: STERLING
(ROYAL BLDG PRODUCTS)

F3 METAL GUTTERS & DOWNPIPES:
DOVER GRAY (GENTEK)

F4 METAL RAILINGS:
SLATE #523 (GENTEK)

F5 VINYL WINDOWS:
COLOR: BLACK

PAINT COLORS:

F6 P1. EXTERIOR CLADDING
COLOR TO MATCH:
BM #HC-169 COVENTRY GRAY

F7 P2. WOOD TRIM:
COLOR TO MATCH:
BM #HC-171 WICKHAM GRAY

F8 P3. FASCIA COLOR COLOR, TO MATCH:
BM #HC-166 KENDALL CHARCOAL

F9 P4. FRONT DOOR COLOR:
TO MATCH:
BM # 2132-10 BLACK

F10 P3. GARAGE DOOR
TO MATCH:
BM #HC-169 COVENTRY GRAY

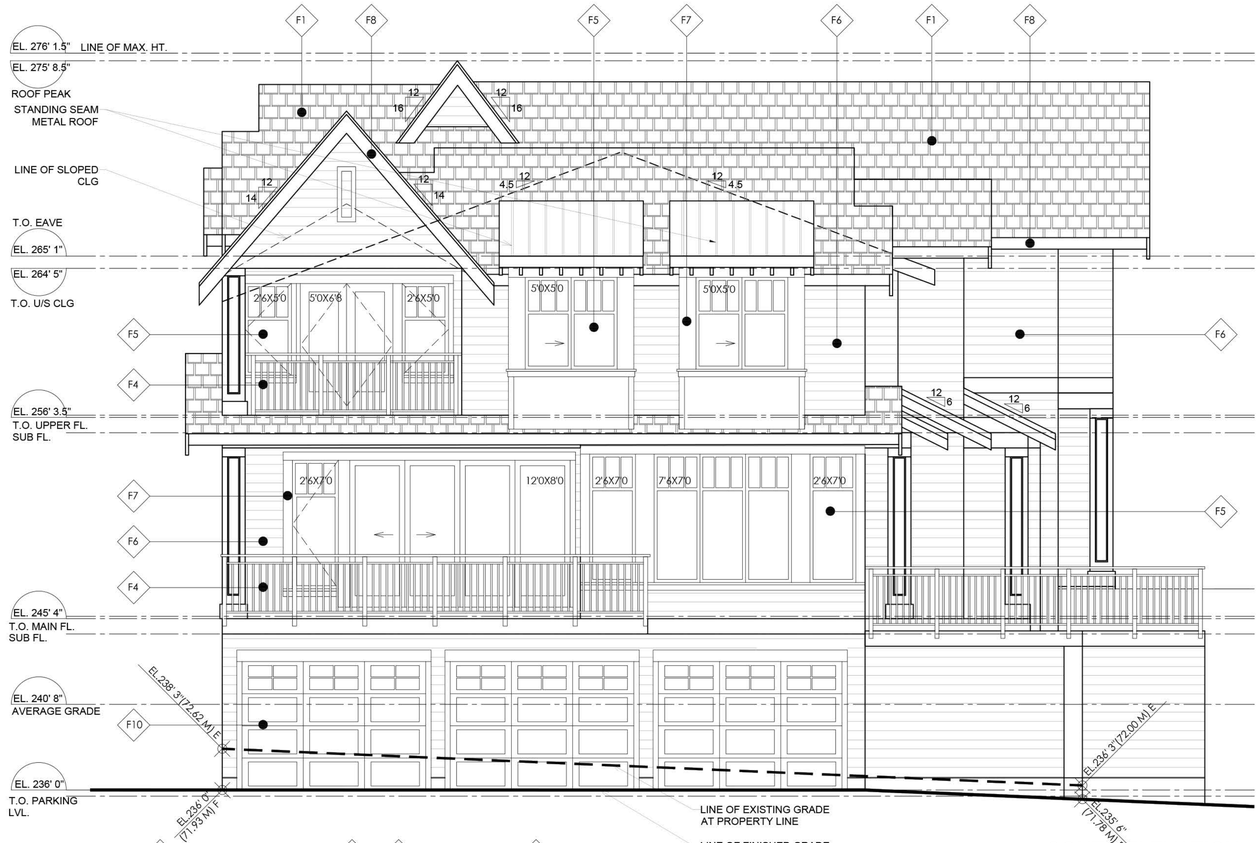

1 SOUTH ELEVATION
Scale: 1/4" = 1'-0"

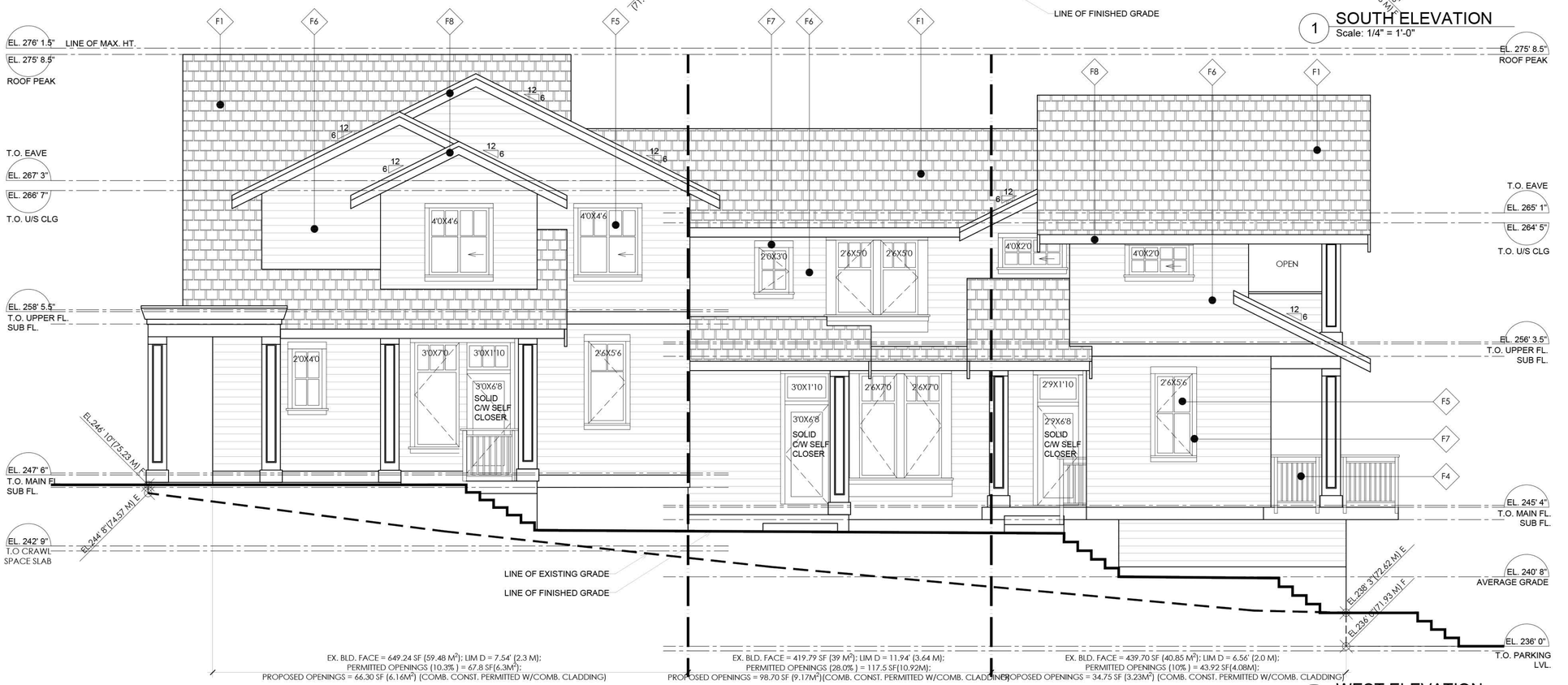

EX. BLD. FACE = 649.24 SF (59.48 M²); LIM D = 7.54' (2.3 M);
PERMITTED OPENINGS (10.3%) = 67.8 SF(6.3M²);
PROPOSED OPENINGS = 66.30 SF (6.16M²) (COMB. CONST. PERMITTED W/COMB. CLADDING)

EX. BLD. FACE = 419.79 SF (39 M²); LIM D = 11.94' (3.64 M);
PERMITTED OPENINGS (28.0%) = 117.5 SF(10.92M);
PROPOSED OPENINGS = 98.70 SF (9.17M²)(COMB. CONST. PERMITTED W/COMB. CLADDING)

EX. BLD. FACE = 439.70 SF (40.85 M²); LIM D = 6.56' (2.0 M);
PERMITTED OPENINGS (10%) = 43.92 SF(4.08M);
PROPOSED OPENINGS = 34.75 SF (3.23M²) (COMB. CONST. PERMITTED W/COMB. CLADDING)

2 WEST ELEVATION
Scale: 1/4" = 1'-0"

No.	Date	Revision
1	08/21/2020	ISSUED FOR DP

All ideas, designs and plans indicated or represented by this drr are owned by and remain the property of the designer . no part shall be used or disclosed to anyone without permission of the designer.

BUILDING B

Sheet Title

ELEVATIONS

Date
AUGUST 21ST, 2020

Scale
AS SHOWN

Drawing No.

A3.4

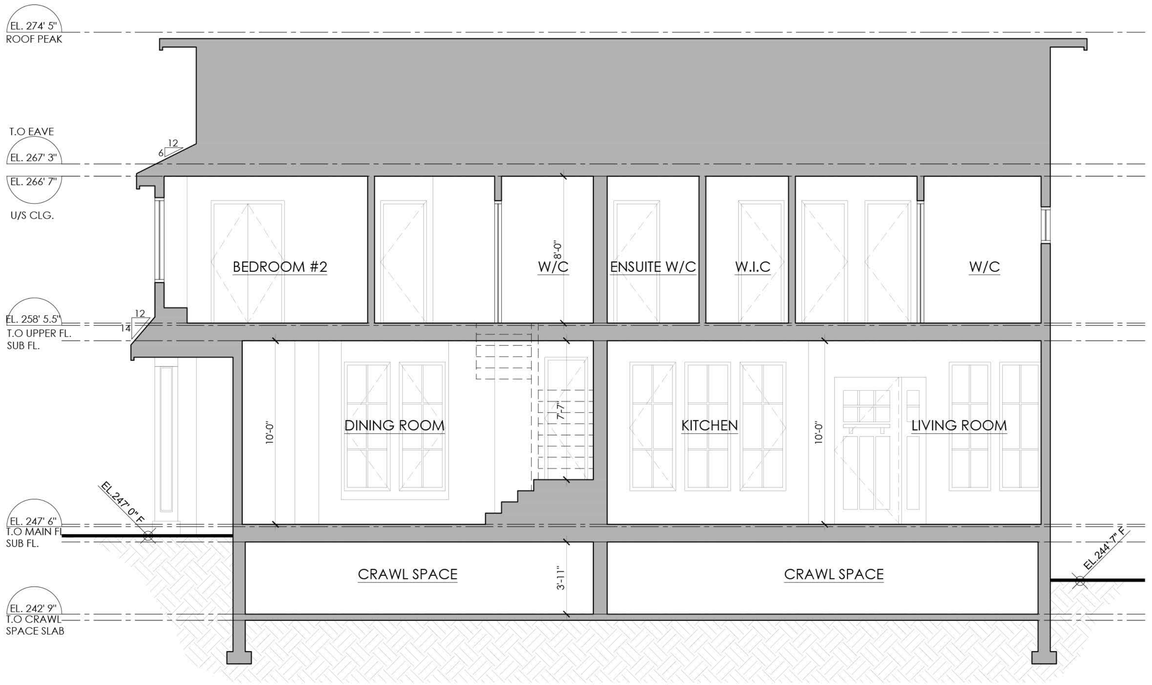

1 SECTION
Scale: 1/4" = 1'-0"

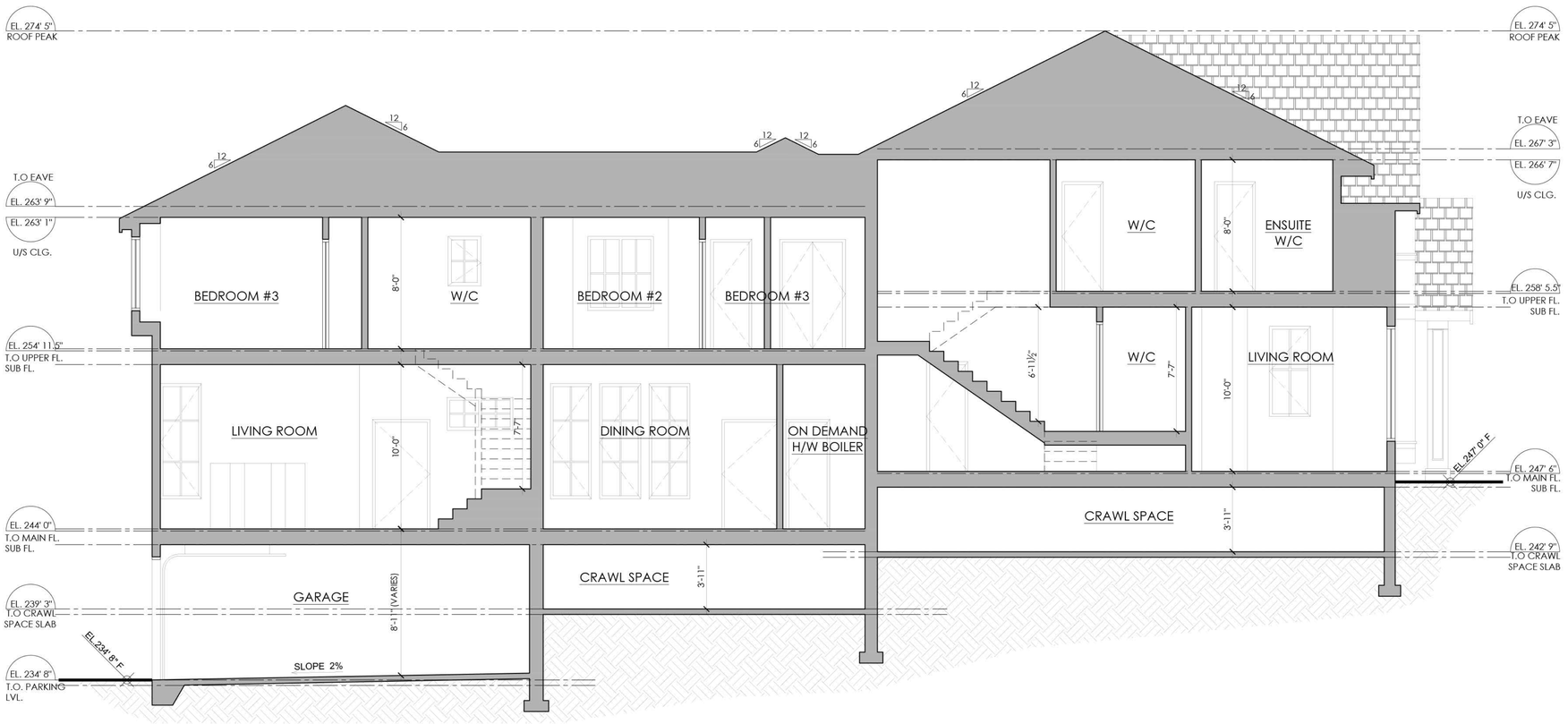

2 SECTION
Scale: 1/4" = 1'-0"

No.	Date	Revision
1	08/21/2020	ISSUED FOR DP

All ideas, designs and plans indicated or represented by this art are owned by and remain the property of the designer , no part shall be used or disclosed to anyone without permission of the designer.

BUILDING A

Sheet Title

SECTIONS

Date
AUGUST 21ST, 2020

Scale
AS SHOWN

Drawing No.

A4.1

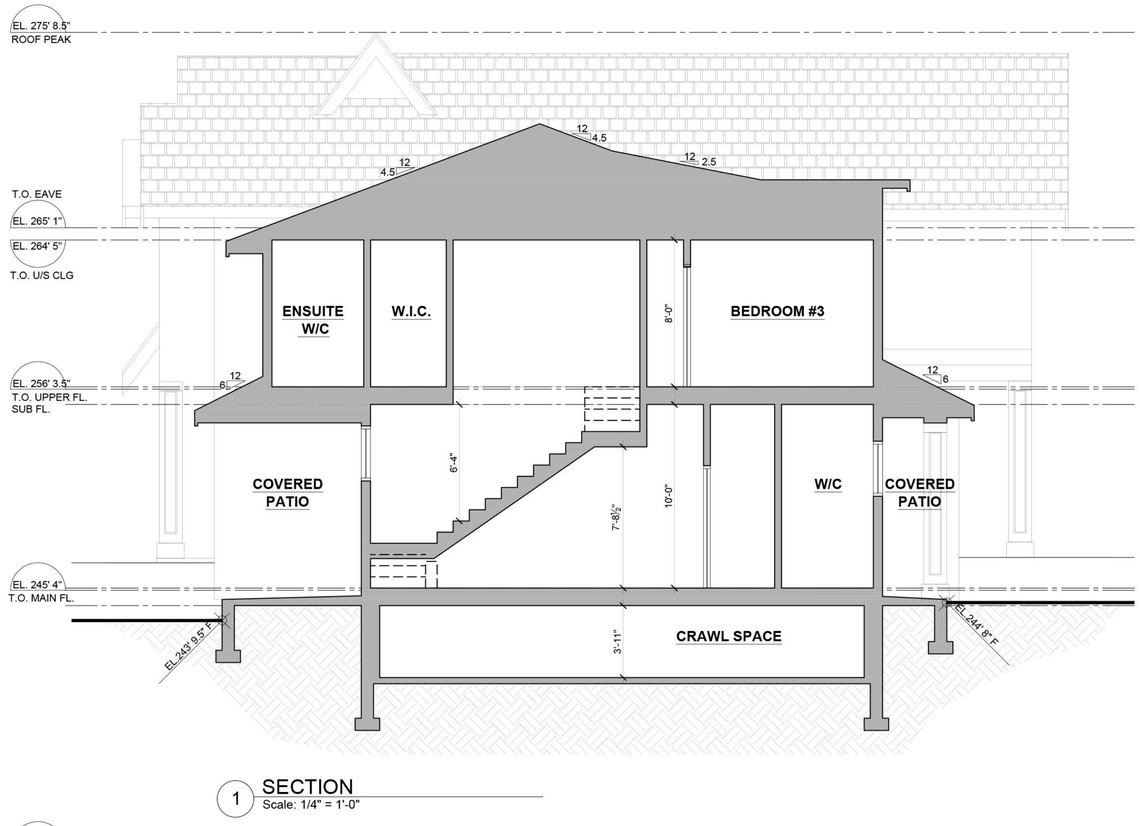

1 SECTION
Scale: 1/4" = 1'-0"

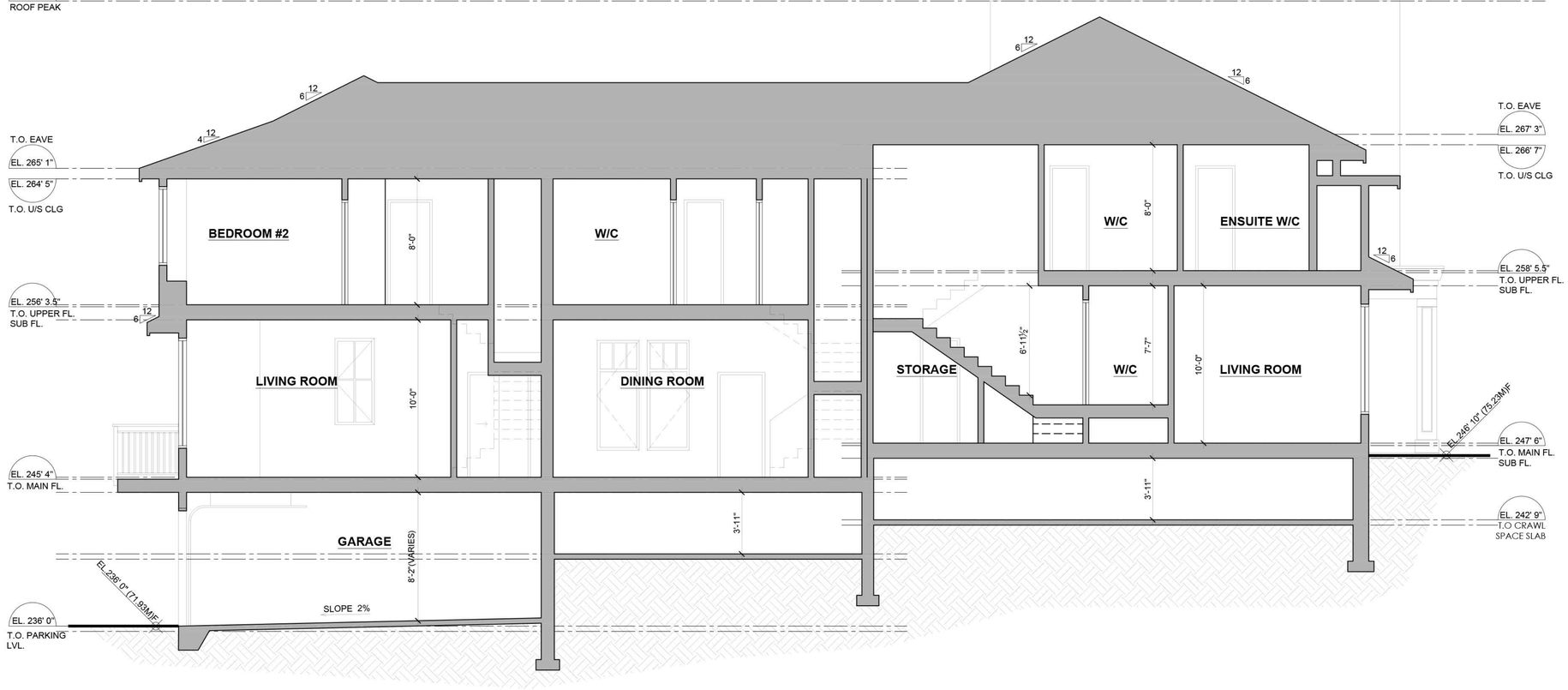

2 SECTION
Scale: 1/4" = 1'-0"

No.	Date	Revision
1	08/21/2020	ISSUED FOR DP

All ideas, designs and plans indicated or represented by this drawing are owned by and remain the property of the designer . No part shall be used or disclosed to anyone without permission of the designer.

BUILDING B

Sheet Title

SECTIONS

Date

AUGUST 21ST, 2020

Scale

AS SHOWN

Drawing No.

A4.2